



Statewide Activity Report

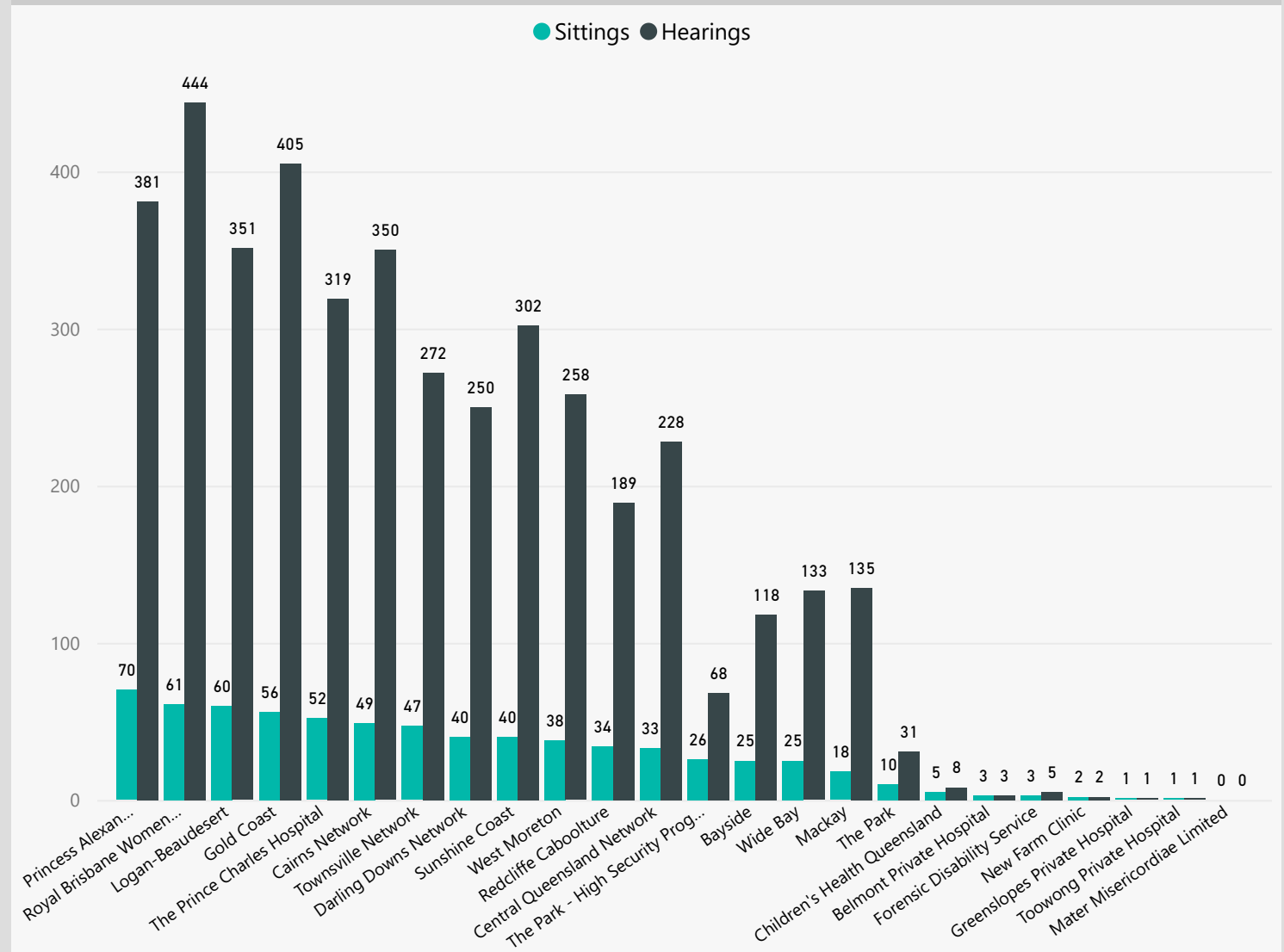
1 January - 31 March 2024



Service	Sittings	Hearings
Bayside	25	118
Belmont Private Hospital	3	3
Cairns Network	49	350
Central Queensland Network	33	228
Children's Health Queensland	5	8
Darling Downs Network	40	250
Forensic Disability Service	3	5
Gold Coast	56	405
Greenslopes Private Hospital	1	1
Logan-Beaudesert	60	351
Mackay	18	135
Mater Misericordiae Limited	0	0
New Farm Clinic	2	2
Princess Alexandra Hospital	70	381
Redcliffe Caboolture	34	189
Royal Brisbane Women's Hospital	61	444
Sunshine Coast	40	302
The Park	10	31
The Park - High Security Program	26	68
The Prince Charles Hospital	52	319
Toowong Private Hospital	1	1
Townsville Network	47	272
West Moreton	38	258
Wide Bay	25	133
Total	699	4254

A sitting refers to an occasion where the Tribunal attends at an authorised mental health service. This can be either in person or via teleconference facilities. A sitting may be made up of a number of hearings and each hearing may involve a number of matters.

Sittings and Hearings by Service





Statewide Activity Report

1 January - 31 March 2024

mhrt

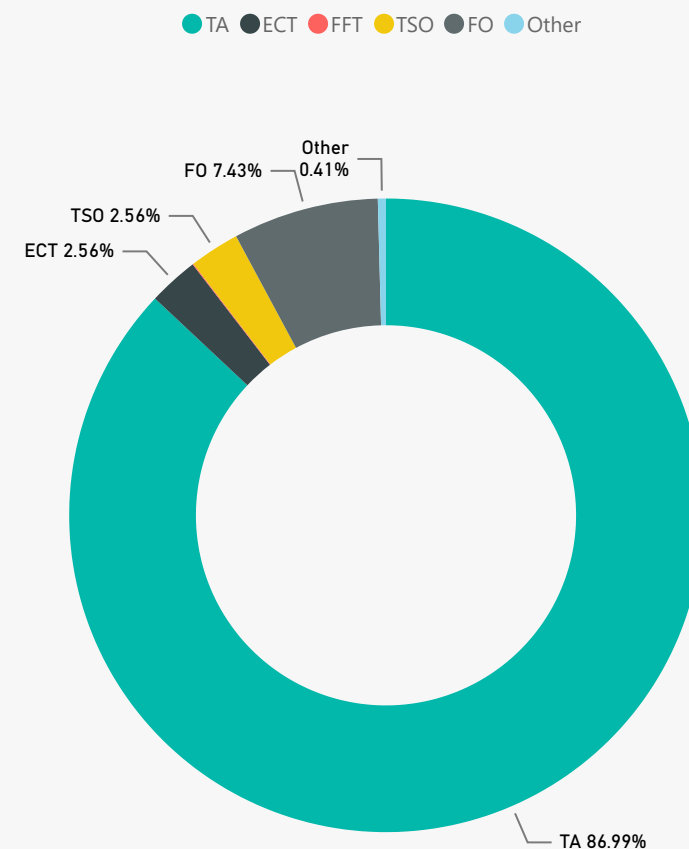
Mental Health Review Tribunal



Overview of All Outcomes by Matter Type

Service	Treatment Authority (TA)	Electroconvulsive Therapy (ECT)	Fitness For Trial (FFT)	Treatment Support Order (TSO)	Forensic Order (FO)	Other
Bayside	166	6	0	3	9	1
Belmont Private Hospital	12	1	0	0	0	0
Cairns Network	424	6	0	9	47	2
Central Queensland Network	263	5	0	2	19	0
Children's Health Queensland	12	2	0	0	0	0
Darling Downs Network	315	5	0	12	37	4
Forensic Disability Service	0	0	0	0	6	0
Gold Coast	556	21	0	5	14	1
Greenslopes Private Hospital	1	0	0	0	0	0
Logan-Beaudesert	506	8	0	12	25	3
Mackay	170	2	0	5	8	0
Mater Misericordiae Limited	1	0	0	0	0	0
New Farm Clinic	5	0	0	0	0	0
Princess Alexandra Hospital	487	18	0	24	55	5
Redcliffe Caboolture	268	6	1	4	21	0
Royal Brisbane Women's Hospital	600	15	0	19	14	1
Sunshine Coast	441	18	0	13	14	2
The Park	5	3	0	0	25	0
The Park - High Security Program	37	16	0	1	31	0
The Prince Charles Hospital	432	8	0	14	28	3
Toowong Private Hospital	3	0	0	0	0	0
Townsville Network	322	15	1	15	47	0
West Moreton	286	4	1	17	50	1
Wide Bay	166	2	0	6	18	3

Overview of All Outcomes by Matter Type





Statewide Activity Report

1 January - 31 March 2024

mhrt

Mental Health Review Tribunal

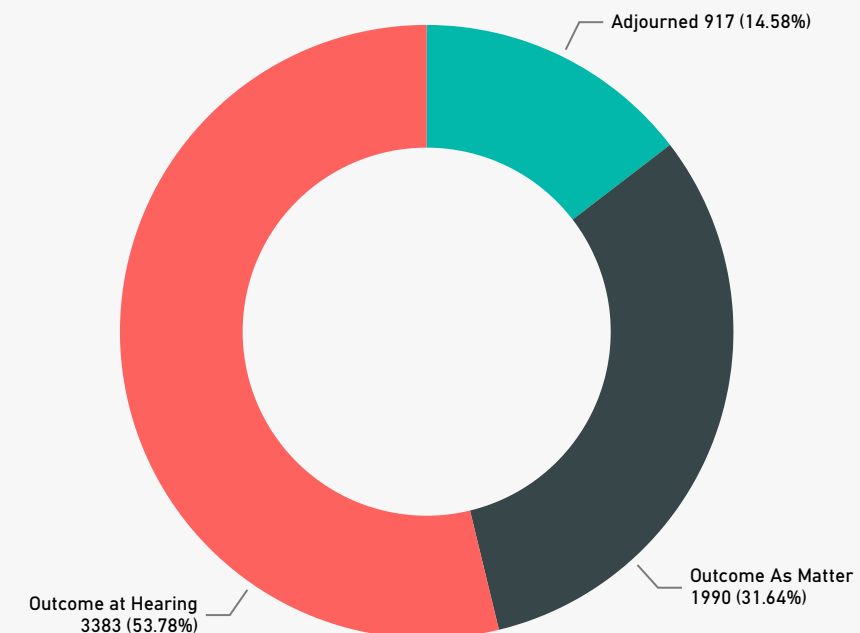


Outcome by Type

Service	Matters adjourned at hearing	Matters revoked or withdrawn prior to hearing	Matters heard and decided at hearing	Total Matters
Bayside	30	65	90	185
Belmont Private Hospital	1	10	2	13
Cairns Network	93	134	261	488
Central Queensland Network	30	61	198	289
Children's Health Queensland	2	6	6	14
Darling Downs Network	56	116	200	372
Forensic Disability Service	1	0	5	6
Gold Coast	70	188	339	597
Greenslopes Private Hospital	0	0	1	1
Logan-Beaudesert	98	201	254	553
Mackay	31	50	104	185
Mater Misericordiae Limited	0	1	0	1
New Farm Clinic	1	3	1	5
Princess Alexandra Hospital	69	200	318	587
Redcliffe Caboolture	34	108	158	300
Royal Brisbane Women's Hospital	102	204	342	648
Sunshine Coast	48	184	256	488
The Park	0	2	31	33
The Park - High Security Program	8	16	61	85
The Prince Charles Hospital	88	159	237	484
Toowong Private Hospital	0	2	1	3
Townsville Network	70	123	207	400
West Moreton	58	96	205	359
Wide Bay	27	61	106	194
Total				6290

Outcome by Type

● Adjourned ● Outcome As Matter ● Outcome at Hearing





Statewide Activity Report

1 January - 31 March 2024

mhrt



Mental Health Review Tribunal

Matter Adjournments by Service

Location	Hearings Adjourned	Total	% of Total Hearings Adjourned
Bayside	30	124	24.19%
Belmont Private Hospital	1	3	33.33%
Cairns Network	94	355	26.48%
Central Queensland Network	29	225	12.89%
Children's Health Queensland	2	8	25.00%
Darling Downs Network	56	256	21.88%
Forensic Disability Service	1	6	16.67%
Gold Coast	72	411	17.52%
Greenslopes Private Hospital	0	1	0.00%
Logan-Beaudesert	98	350	28.00%
Mackay	31	135	22.96%
New Farm Clinic	1	3	33.33%
Princess Alexandra Hospital	69	385	17.92%
Redcliffe Caboolture	33	190	17.37%
Royal Brisbane Women's Hospital	103	448	22.99%
Sunshine Coast	47	303	15.51%
The Park	0	31	0.00%
The Park - High Security Program	7	66	10.61%
The Prince Charles Hospital	88	325	27.08%
Toowong Private Hospital	0	1	0.00%
Townsville Network	69	276	25.00%
West Moreton	58	264	21.97%
Wide Bay	28	134	20.90%
Total	917	4300	21.33%

Matter Adjournments by Service

