

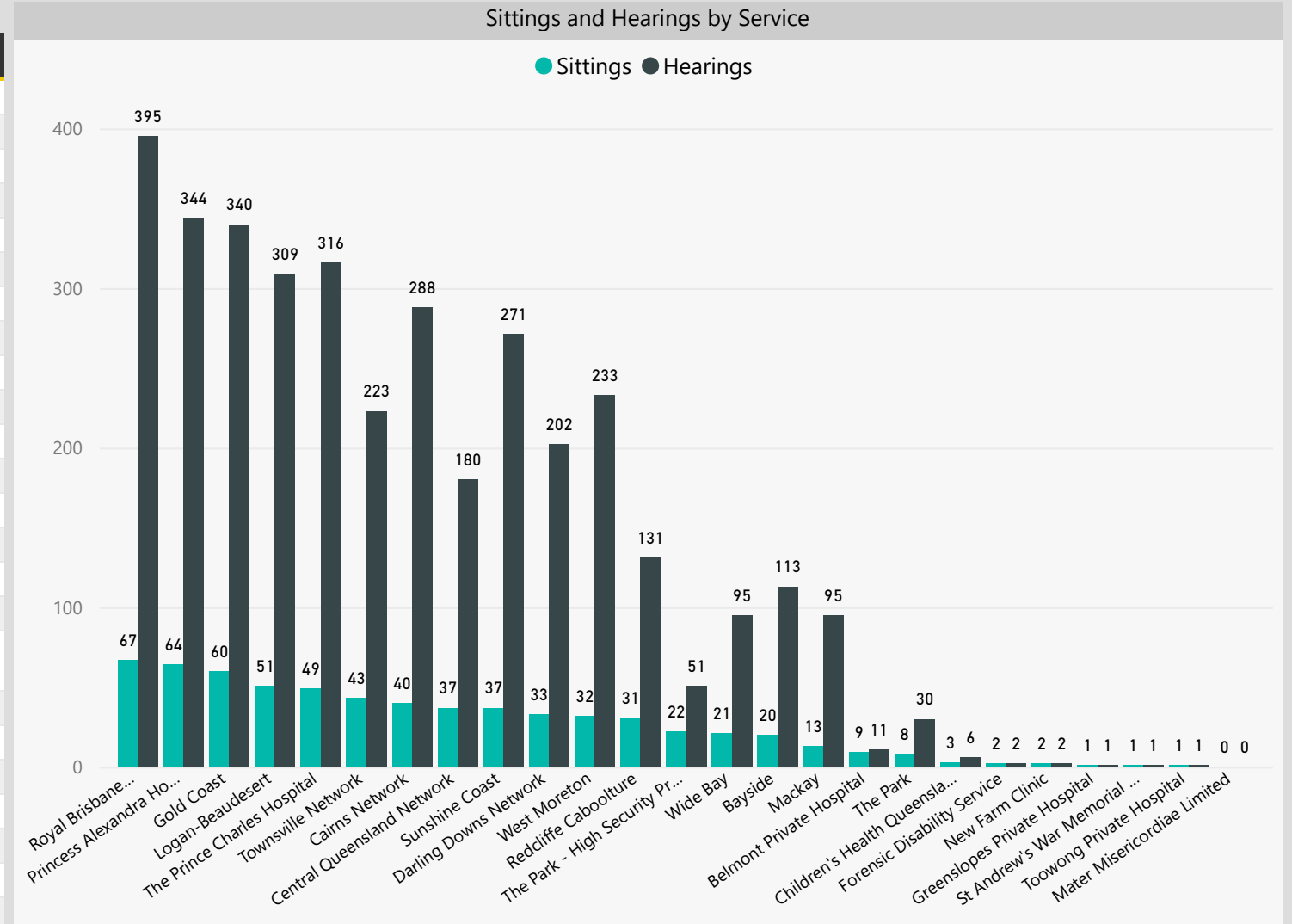


Statewide Activity Report

1 October - 31 December 2023



Service	Sittings	Hearings
Bayside	20	113
Belmont Private Hospital	9	11
Cairns Network	40	288
Central Queensland Network	37	180
Children's Health Queensland	3	6
Darling Downs Network	33	202
Forensic Disability Service	2	2
Gold Coast	60	340
Greenslopes Private Hospital	1	1
Logan-Beaudesert	51	309
Mackay	13	95
Mater Misericordiae Limited	0	0
New Farm Clinic	2	2
Princess Alexandra Hospital	64	344
Redcliffe Caboolture	31	131
Royal Brisbane Women's Hospital	67	395
St Andrew's War Memorial Hospital	1	1
Sunshine Coast	37	271
The Park	8	30
The Park - High Security Program	22	51
The Prince Charles Hospital	49	316
Toowong Private Hospital	1	1
Townsville Network	43	223
West Moreton	32	233
Wide Bay	21	95
Total	647	3640



A sitting refers to an occasion where the Tribunal attends at an authorised mental health service. This can be either in person or via teleconference facilities. A sitting may be made up of a number of hearings and each hearing may involve a number of matters.



Statewide Activity Report

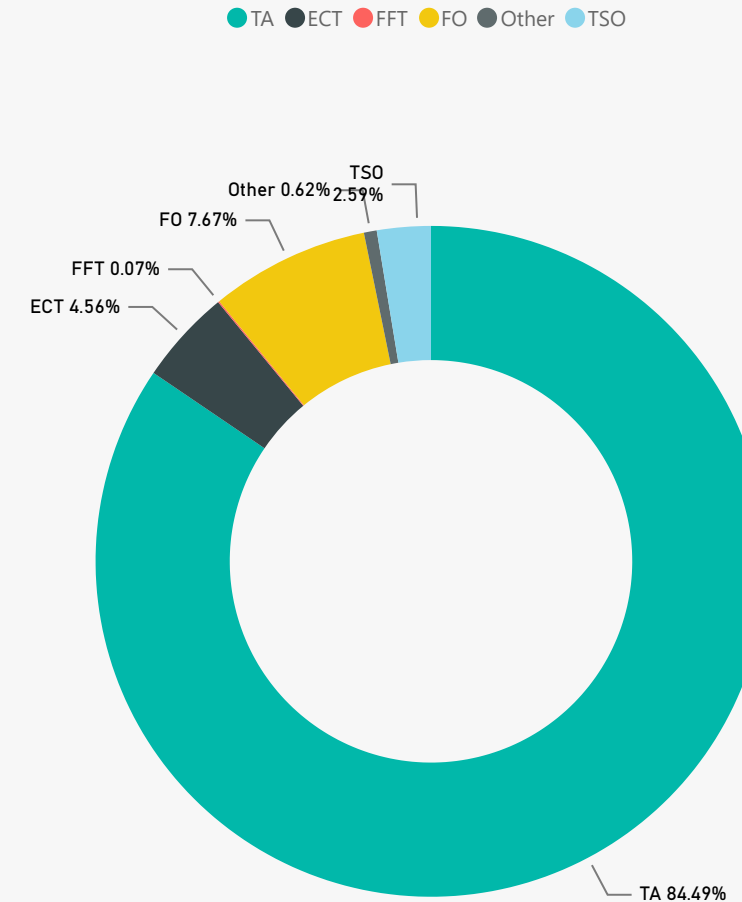
1 October - 31 December 2023



Overview of All Outcomes by Matter Type

Service	Treatment Authority (TA)	Electroconvulsive Therapy (ECT)	Fitness for Trial (FFT)	Forensic Order (FO)	Treatment Support Order (TSO)	Other
Bayside	157	7	0	6	6	0
Belmont Private Hospital	20	6	0	0	0	0
Cairns Network	351	8	0	39	13	4
Central Queensland Network	213	9	0	13	9	1
Children's Health Queensland	15	0	0	0	0	0
Darling Downs Network	285	3	2	47	9	3
Forensic Disability Service	0	0	0	3	0	1
Gold Coast	495	53	0	23	8	4
Greenslopes Private Hospital	1	0	0	0	0	0
Logan-Beaudesert	420	24	0	37	18	1
Mackay	124	0	0	13	4	1
Mater Misericordiae Limited	2	0	0	0	0	0
New Farm Clinic	4	1	0	0	0	0
Princess Alexandra Hospital	482	40	0	53	24	3
Redcliffe Caboolture	242	17	0	15	4	3
Royal Brisbane Women's Hospital	603	39	0	21	15	1
St Andrew's War Memorial Hospital	0	0	0	0	0	2
Sunshine Coast	440	14	0	18	5	6
The Park	10	0	0	24	0	0
The Park - High Security Program	30	17	1	27	0	0
The Prince Charles Hospital	457	8	0	38	12	5
Toowong Private Hospital	4	0	0	0	0	1
Townsville Network	292	15	0	38	12	0
West Moreton	282	8	1	29	11	0
Wide Bay	128	4	0	15	5	1
Total	5057	273	4	459	155	37

Overview of All Outcomes by Matter Type





Statewide Activity Report

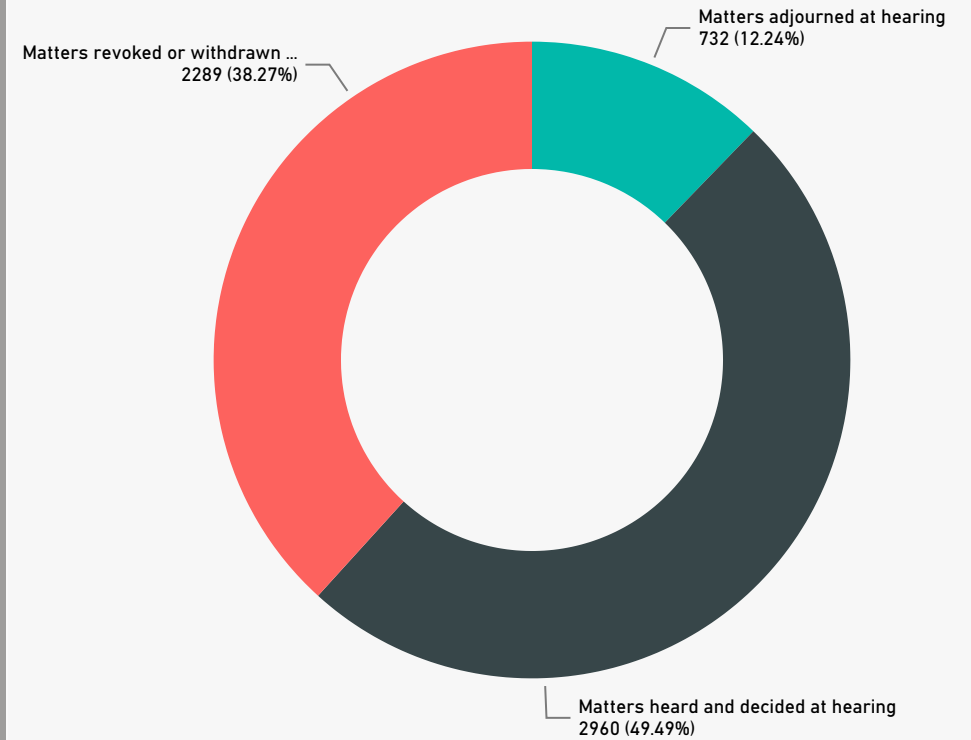
1 October - 31 December 2023



Outcome by Type

Service	Matters adjourned at hearing	Matters revoked or withdrawn prior to hearing	Matters heard and decided at hearing	Total
Bayside	16	62	98	176
Belmont Private Hospital	3	15	8	26
Cairns Network	68	124	223	415
Central Queensland Network	43	64	137	244
Children's Health Queensland	1	9	5	15
Darling Downs Network	40	140	168	348
Forensic Disability Service	0	1	3	4
Gold Coast	58	239	286	583
Greenslopes Private Hospital	1	0	0	1
Logan-Beaudesert	69	190	241	500
Mackay	25	46	71	142
Mater Misericordiae Limited	0	2	0	2
New Farm Clinic	1	3	1	5
Princess Alexandra Hospital	59	252	291	602
Redcliffe Caboolture	20	148	112	280
Royal Brisbane Women's Hospital	83	277	319	679
St Andrew's War Memorial Hospital	0	1	1	2
Sunshine Coast	46	206	231	483
The Park	2	4	28	34
The Park - High Security Program	8	23	44	75
The Prince Charles Hospital	75	195	249	519
Toowong Private Hospital	0	4	1	5
Townsville Network	64	132	161	357
West Moreton	39	95	197	331
Wide Bay	11	57	85	153
Total	732	2289	2960	5981

Outcome by Type





Statewide Activity Report

1 October - 31 December 2023



Matter Adjournments by Service

Location	Adjourned	Total	% of Total Matters Adjourned
Bayside	16	113	14.16%
Belmont Private Hospital	3	12	25.00%
Cairns Network	68	291	23.37%
Central Queensland Network	43	180	23.89%
Children's Health Queensland	1	7	14.29%
Darling Downs Network	40	208	19.23%
Forensic Disability Service	0	3	0.00%
Gold Coast	58	344	16.86%
Greenslopes Private Hospital	1	1	100.00%
Logan-Beaudesert	69	311	22.19%
Mackay	25	96	26.04%
New Farm Clinic	1	2	50.00%
Princess Alexandra Hospital	59	350	16.86%
Redcliffe Caboolture	20	132	15.15%
Royal Brisbane Women's Hospital	83	400	20.75%
St Andrew's War Memorial Hospital	0	1	0.00%
Sunshine Coast	46	277	16.61%
The Park	2	32	6.25%
The Park - High Security Program	8	50	16.00%
The Prince Charles Hospital	75	324	23.15%
Toowong Private Hospital	0	1	0.00%
Townsville Network	64	225	28.44%
West Moreton	39	236	16.53%
Wide Bay	11	96	11.46%
Total	732	3692	19.83%

Matter Adjournments by Service

