



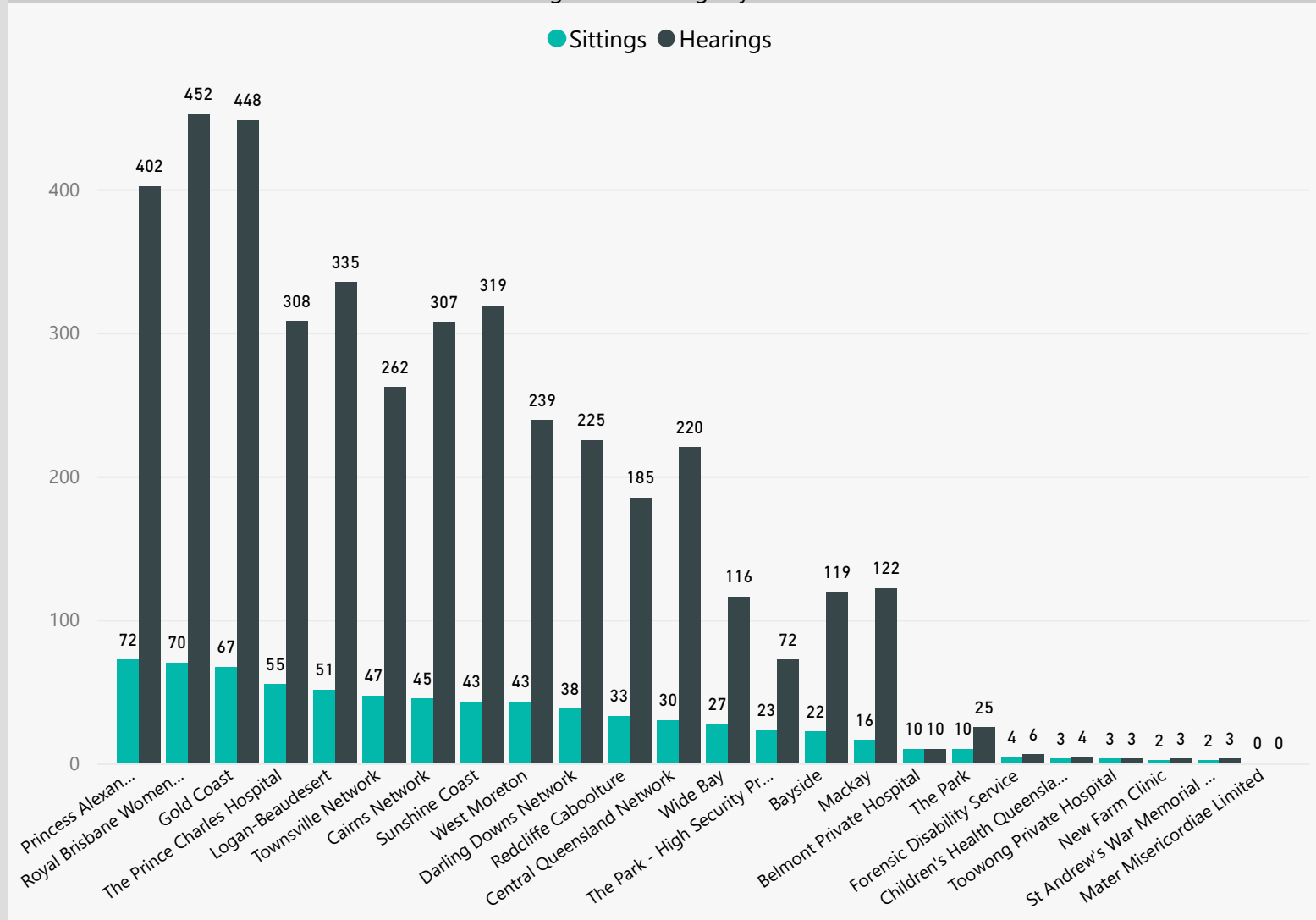
Statewide Activity Report

1 July - 30 September 2023



Service	Sittings	Hearings
Bayside	22	119
Belmont Private Hospital	10	10
Cairns Network	45	307
Central Queensland Network	30	220
Children's Health Queensland	3	4
Darling Downs Network	38	225
Forensic Disability Service	4	6
Gold Coast	67	448
Logan-Beaudesert	51	335
Mackay	16	122
Mater Misericordiae Limited	0	0
New Farm Clinic	2	3
Princess Alexandra Hospital	72	402
Redcliffe Caboolture	33	185
Royal Brisbane Women's Hospital	70	452
St Andrew's War Memorial Hospital	2	3
Sunshine Coast	43	319
The Park	10	25
The Park - High Security Program	23	72
The Prince Charles Hospital	55	308
Toowong Private Hospital	3	3
Townsville Network	47	262
West Moreton	43	239
Wide Bay	27	116
Total	716	4185

Sittings and Hearings by Service



A sitting refers to an occasion where the Tribunal attends at an authorised mental health service. This can be either in person or via teleconference facilities. A sitting may be made up of a number of hearings and each hearing may involve a number of matters.



Statewide Activity Report

1 July - 30 September 2023

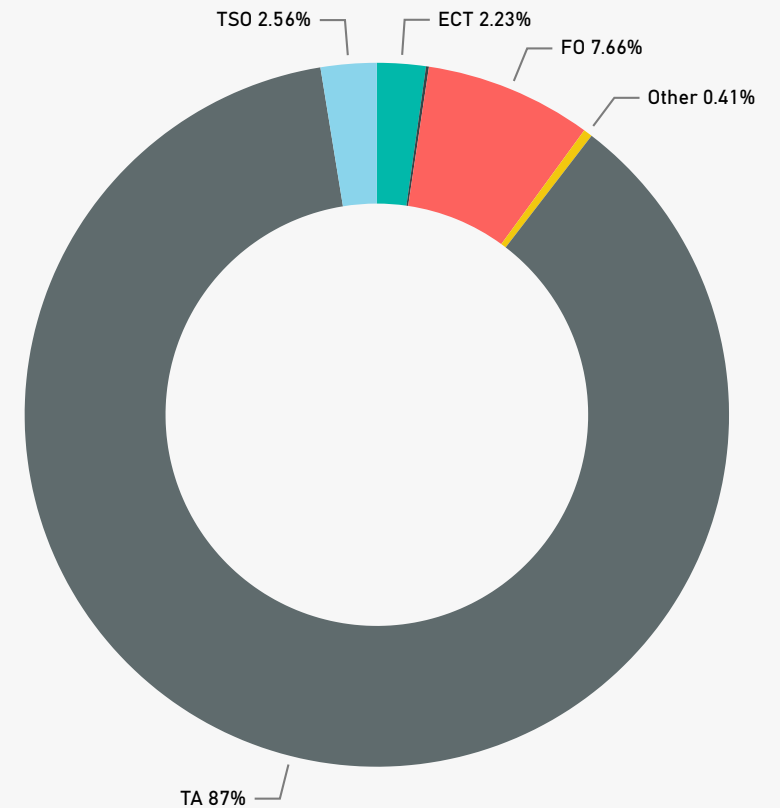


Overview of All Outcomes by Matter Type

Service	Treatment Authority (TA)	Electroconvulsive Therapy (ECT)	Fitness for Trial (FFT)	Forensic Order (FO)	Treatment Support Order (TSO)	Other
Bayside	155	4	0	8	2	0
Belmont Private Hospital	12	8	0	0	0	0
Cairns Network	344	7	0	46	8	1
Central Queensland Network	255	1	0	18	4	0
Children's Health Queensland	10	0	0	0	0	0
Darling Downs Network	293	3	2	33	12	1
Forensic Disability Service	0	0	0	5	0	3
Gold Coast	639	16	0	15	6	2
Logan-Beaudesert	435	7	2	21	8	0
Mackay	155	0	0	9	6	0
Mater Misericordiae Limited	1	0	0	0	0	0
New Farm Clinic	6	0	0	0	0	1
Princess Alexandra Hospital	538	8	0	48	25	4
Redcliffe Caboolture	240	5	1	26	4	0
Royal Brisbane Women's Hospital	576	27	1	23	18	4
St Andrew's War Memorial Hospital	0	0	0	0	0	3
Sunshine Coast	422	11	0	18	10	4
The Park	5	1	0	22	0	0
The Park - High Security Program	32	11	1	30	2	0
The Prince Charles Hospital	420	6	0	37	11	2
Toowong Private Hospital	5	1	0	0	0	0
Townsville Network	333	6	0	44	11	0
West Moreton	255	9	0	43	22	0
Wide Bay	129	4	1	17	6	0
Total	5260	135	8	463	155	25

Overview of All Outcomes by Matter Type

● ECT ● FFT ● FO ● Other ● TA ● TSO





Statewide Activity Report

1 July - 30 September 2023

mhrt

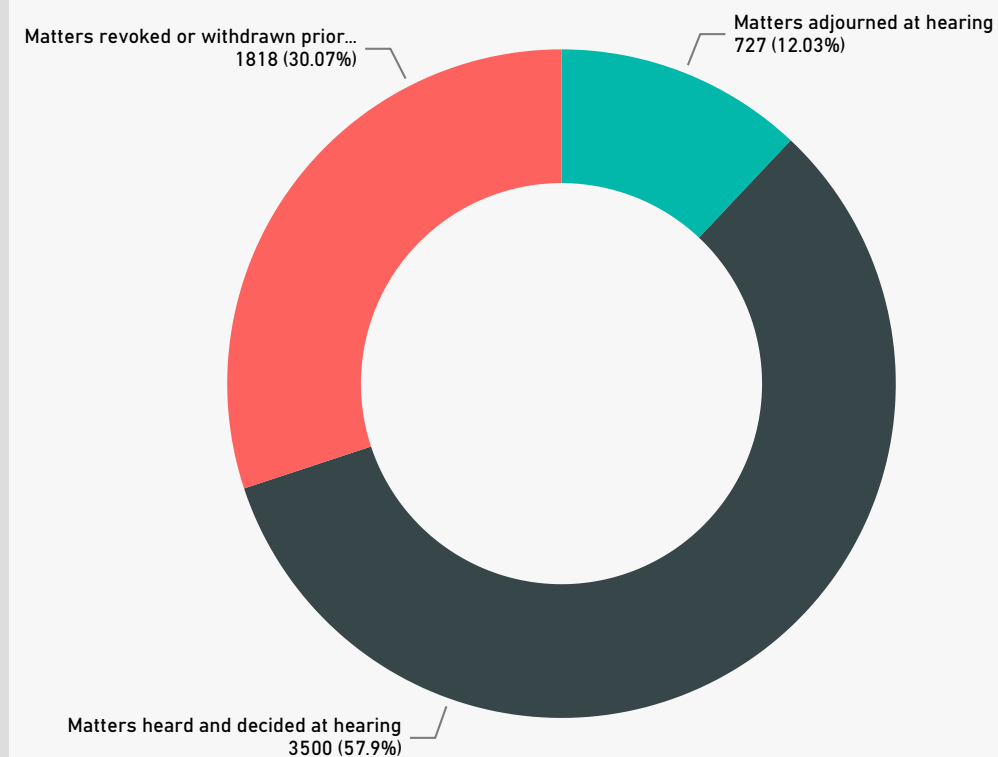


Mental Health Review Tribunal

Outcome by Type

Service	Matters heard and decided at hearing	Matters revoked or withdrawn prior to hearing	Matters adjourned at hearing	Total
Bayside	112	45	12	169
Belmont Private Hospital	9	10	1	20
Cairns Network	265	96	45	406
Central Queensland Network	183	58	37	278
Children's Health Queensland	4	6	0	10
Darling Downs Network	191	117	36	344
Forensic Disability Service	7	0	1	8
Gold Coast	372	226	80	678
Logan-Beaudesert	266	137	70	473
Mackay	98	47	25	170
Mater Misericordiae Limited	0	1	0	1
New Farm Clinic	3	4	0	7
Princess Alexandra Hospital	336	218	68	622
Redcliffe Caboolture	165	87	24	276
Royal Brisbane Women's Hospital	387	189	73	649
St Andrew's War Memorial Hospital	3	0	0	3
Sunshine Coast	272	143	50	465
The Park	24	3	1	28
The Park - High Security Program	67	3	6	76
The Prince Charles Hospital	238	165	73	476
Toowong Private Hospital	2	3	1	6
Townsville Network	196	131	67	394
West Moreton	196	90	43	329
Wide Bay	104	39	14	157
Total	3500	1818	727	6045

Outcome by Type





Statewide Activity Report

1 July - 30 September 2023



Matter Adjournments by Service

Location	Hearings Adjourned	Total	% of Total Hearings Adjourned
Bayside	12	124	9.68%
Belmont Private Hospital	1	10	10.00%
Cairns Network	45	310	14.52%
Central Queensland Network	37	220	16.82%
Children's Health Queensland	0	4	0.00%
Darling Downs Network	36	227	15.86%
Forensic Disability Service	1	8	12.50%
Gold Coast	80	453	17.66%
Logan-Beaudesert	70	336	20.83%
Mackay	25	123	20.33%
Mater Misericordiae Limited	0	1	0.00%
New Farm Clinic	0	3	0.00%
Princess Alexandra Hospital	68	404	16.83%
Redcliffe Caboolture	24	191	12.57%
Royal Brisbane Women's Hospital	73	460	15.87%
St Andrew's War Memorial Hospital	0	3	0.00%
Sunshine Coast	50	320	15.63%
The Park	5	82	6.10%
The Park - High Security Program	2	16	12.50%
The Prince Charles Hospital	73	311	23.47%
Toowong Private Hospital	1	3	33.33%
Townsville Network	67	263	25.48%
West Moreton	43	238	18.07%
Wide Bay	3	33	9.09%
Total	716	4143	17.28%

Matter Adjournments by Service

