



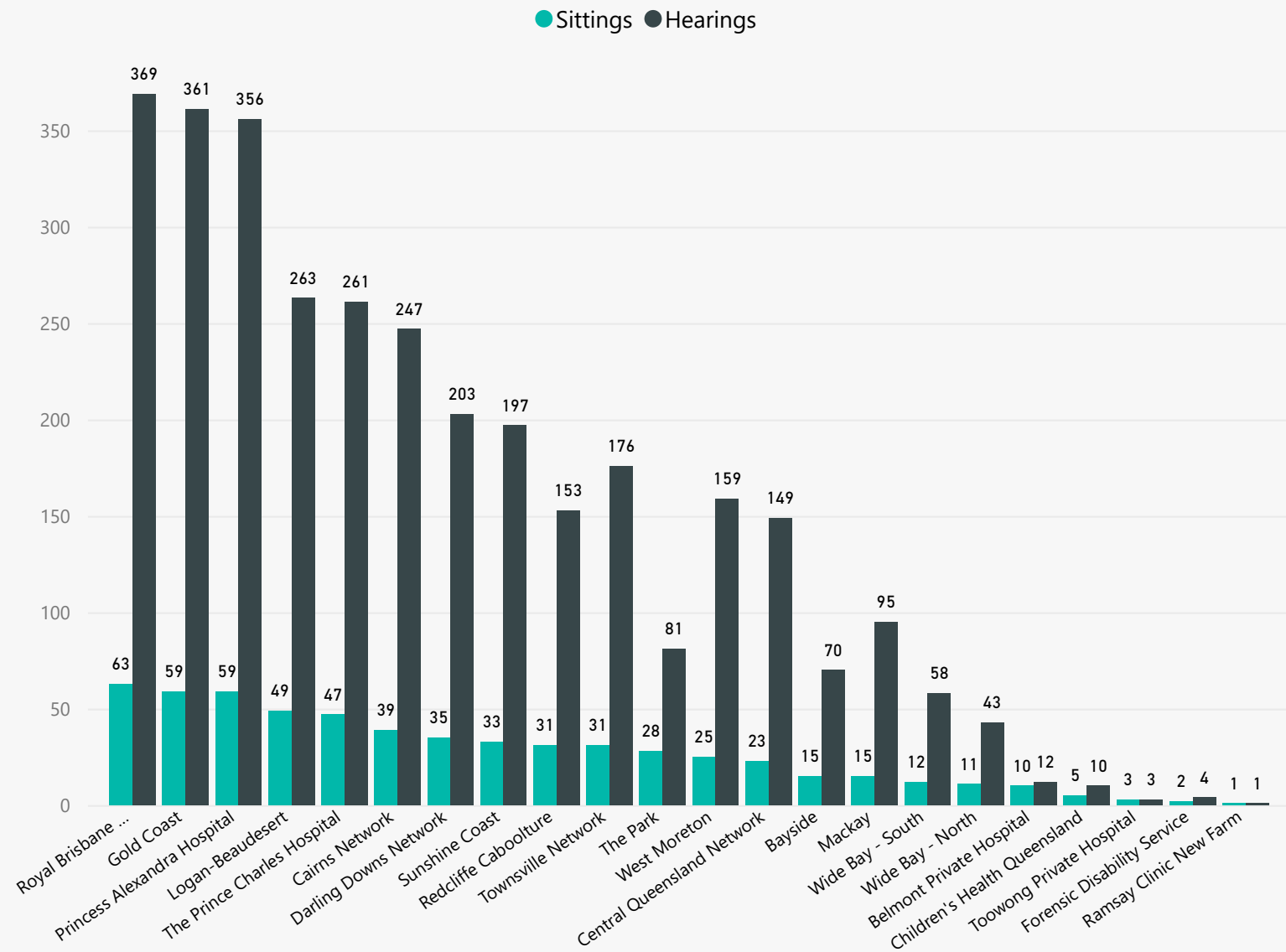
Statewide Activity Report

1 April 2022 - 30 June 2022



Service	Sittings	Hearings
Bayside	15	70
Belmont Private Hospital	10	12
Cairns Network	39	247
Central Queensland Network	23	149
Children's Health Queensland	5	10
Darling Downs Network	35	203
Forensic Disability Service	2	4
Gold Coast	59	361
Logan-Beaudesert	49	263
Mackay	15	95
Princess Alexandra Hospital	59	356
Ramsay Clinic New Farm	1	1
Redcliffe Caboolture	31	153
Royal Brisbane Women's Hospital	63	369
Sunshine Coast	33	197
The Park	28	81
The Prince Charles Hospital	47	261
Toowong Private Hospital	3	3
Townsville Network	31	176
West Moreton	25	159
Wide Bay - North	11	43
Wide Bay - South	12	58
Total	596	3271

Sittings and Hearings by Service



A sitting refers to an occasion where the Tribunal attends at an authorised mental health service. This can be either in person or via teleconference facilities. A sitting may be made up of a number of hearings and each hearing may involve a number of matters.



Statewide Activity Report

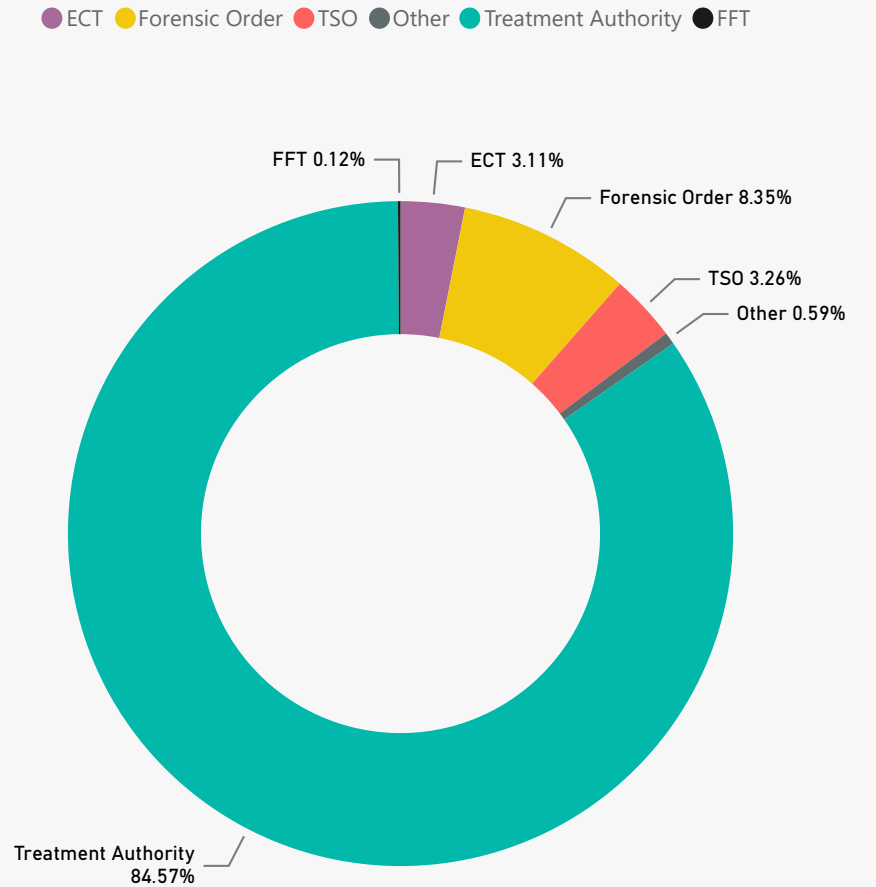
1 April 2022 - 30 June 2022



Overview of All Outcomes by Matter Type

Service	Treatment Authority (TA)	Electroconvulsive Therapy (ECT)	Fitness for Trial (FFT)	Treatment Support Order (TSO)	Forensic Order (FO)	Other
Bayside	115	2	0	9	9	0
Belmont Private Hospital	21	7	0	0	0	0
Cairns Network	304	7	0	10	38	0
Central Queensland Network	168	1	0	7	7	2
Children's Health Queensland	19	0	0	0	0	0
Darling Downs Network	257	3	2	11	42	2
Forensic Disability Service	0	0	0	0	5	0
Gold Coast	487	16	0	12	25	5
Logan-Beaudesert	382	10	1	9	32	2
Mackay	121	3	0	4	12	1
Princess Alexandra Hospital	430	21	1	29	43	4
Ramsay Clinic New Farm	3	1	0	0	0	0
Redcliffe Caboolture	212	13	1	7	18	1
Royal Brisbane Women's Hospital	439	32	0	16	18	4
Sunshine Coast	297	10	0	8	18	0
The Park	33	8	0	0	51	0
The Prince Charles Hospital	352	13	1	11	28	3
Toowong Private Hospital	5	1	0	0	0	0
Townsville Network	207	3	0	11	34	2
West Moreton	200	1	0	13	21	1
Wide Bay - North	54	1	0	0	7	2
Wide Bay - South	77	1	0	4	5	0
Total	4183	154	6	161	413	29

Overview of All Outcomes by Matter Type





Statewide Activity Report

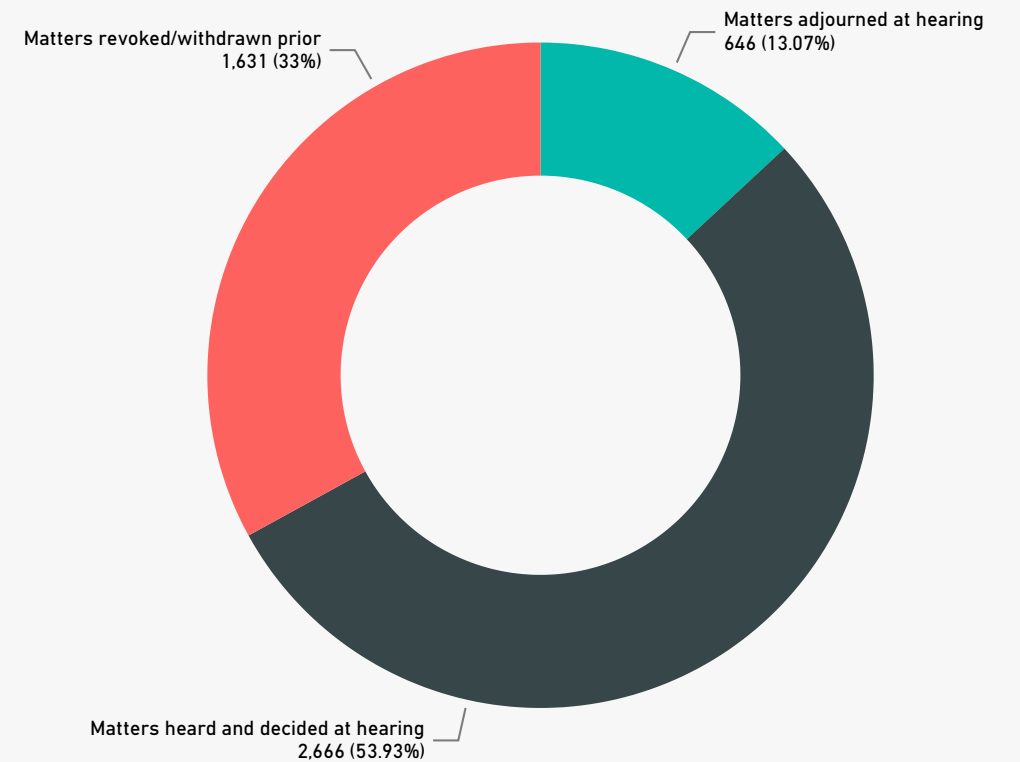
1 April 2022 - 30 June 2022



Outcome by Type

Service	Matters adjourned at hearing	Matters revoked or withdrawn prior to hearing	Matters heard and decided at hearing	Total
Bayside	9	64	62	135
Belmont Private Hospital	1	16	11	28
Cairns Network	53	111	195	359
Central Queensland Network	24	33	128	185
Children's Health Queensland	2	9	8	19
Darling Downs Network	46	109	162	317
Forensic Disability Service	0	0	5	5
Gold Coast	92	178	275	545
Logan-Beautesert	55	171	210	436
Mackay	12	45	84	141
Princess Alexandra Hospital	62	164	299	525
Ramsay Clinic New Farm	0	3	1	4
Redcliffe Caboolture	28	96	128	252
Royal Brisbane Women's Hospital	85	138	286	509
Sunshine Coast	36	134	163	333
The Park	7	9	76	92
The Prince Charles Hospital	51	143	214	408
Toowong Private Hospital	0	3	3	6
Townsville Network	38	79	140	257
West Moreton	27	76	133	236
Wide Bay - North	7	21	36	64
Wide Bay - South	11	29	47	87
Total	646	1,631	2,666	4943

Outcome by Type





Statewide Activity Report

1 April 2022 - 30 June 2022



Matter Adjournments by Service

Location	Hearings Adjourned	Total	% of Total Hearings Adjourned
Bayside	8	70	11.43%
Belmont Private Hospital	1	12	8.33%
Cairns Network	53	248	21.37%
Central Queensland Network	24	152	15.79%
Children's Health Queensland	2	10	20.00%
Darling Downs Network	46	207	22.22%
Forensic Disability Service	0	5	0.00%
Gold Coast	92	367	25.07%
Logan-Beaudesert	55	267	20.60%
Mackay	12	96	12.50%
Princess Alexandra Hospital	63	360	17.50%
Ramsay Clinic New Farm	0	1	0.00%
Redcliffe Caboolture	28	157	17.83%
Royal Brisbane Women's Hospital	85	372	22.85%
Sunshine Coast	36	198	18.18%
The Park	7	83	8.43%
The Prince Charles Hospital	51	265	19.25%
Toowong Private Hospital	0	3	0.00%
Townsville Network	38	178	21.35%
West Moreton	27	160	16.88%
Wide Bay - North	7	43	16.28%
Wide Bay - South	11	58	18.97%
Total	646	3312	19.50%

Matter Adjournments by Service

