



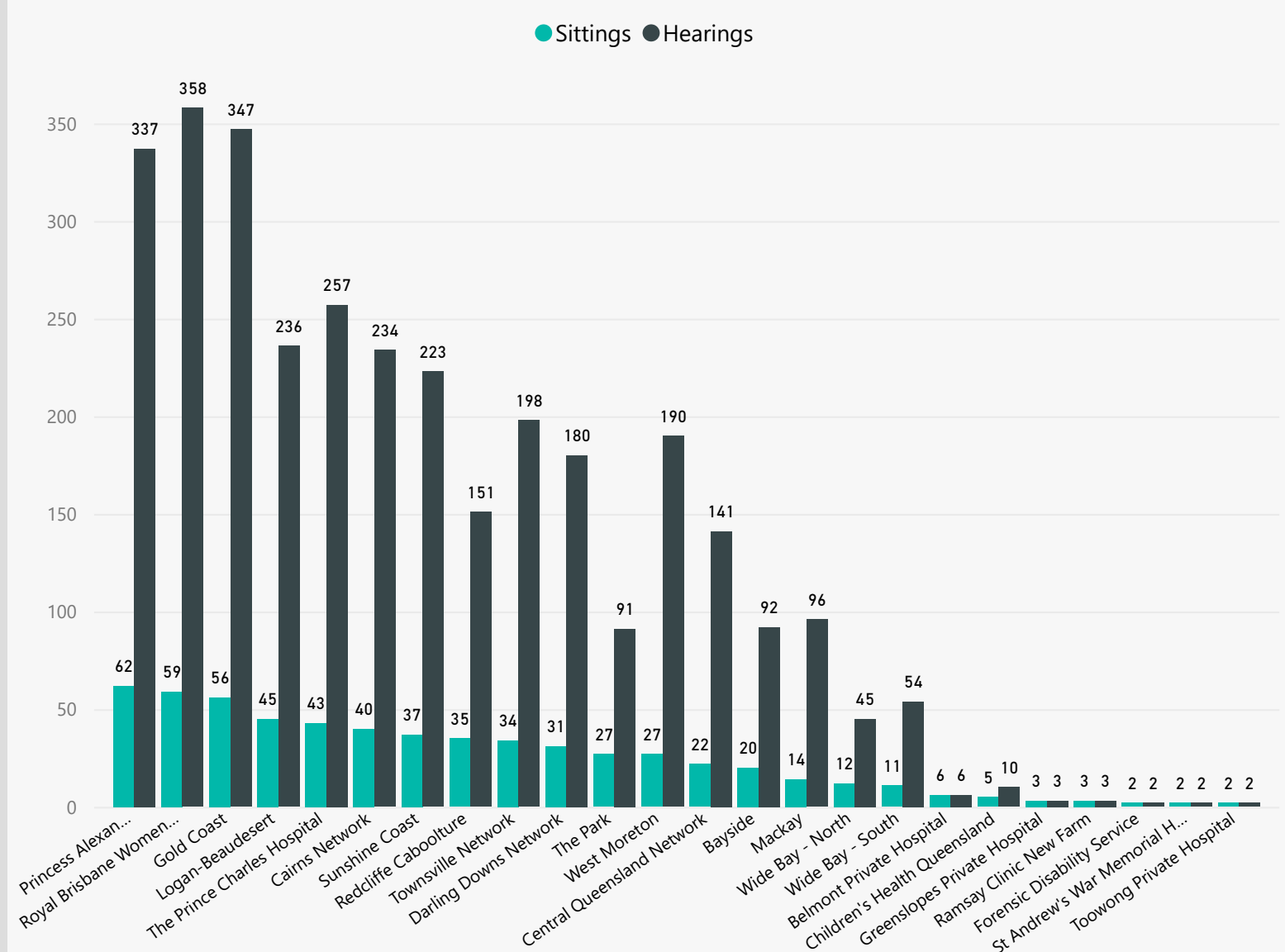
# Statewide Activity Report

1 October 2021 - 31 December 2021



Service	Sittings	Hearings
Bayside	20	92
Belmont Private Hospital	6	6
Cairns Network	40	234
Central Queensland Network	22	141
Children's Health Queensland	5	10
Darling Downs Network	31	180
Forensic Disability Service	2	2
Gold Coast	56	347
Greenslopes Private Hospital	3	3
Logan-Beaudesert	45	236
Mackay	14	96
Princess Alexandra Hospital	62	337
Ramsay Clinic New Farm	3	3
Redcliffe Caboolture	35	151
Royal Brisbane Women's Hospital	59	358
St Andrew's War Memorial Hospital	2	2
Sunshine Coast	37	223
The Park	27	91
The Prince Charles Hospital	43	257
Toowong Private Hospital	2	2
Townsville Network	34	198
West Moreton	27	190
Wide Bay - North	12	45
Wide Bay - South	11	54
<b>Total</b>	<b>598</b>	<b>3258</b>

Sittings and Hearings by Service



A sitting refers to an occasion where the Tribunal attends at an authorised mental health service. This can be either in person or via teleconference facilities. A sitting may be made up of a number of hearings and each hearing may involve a number of matters.



# Statewide Activity Report

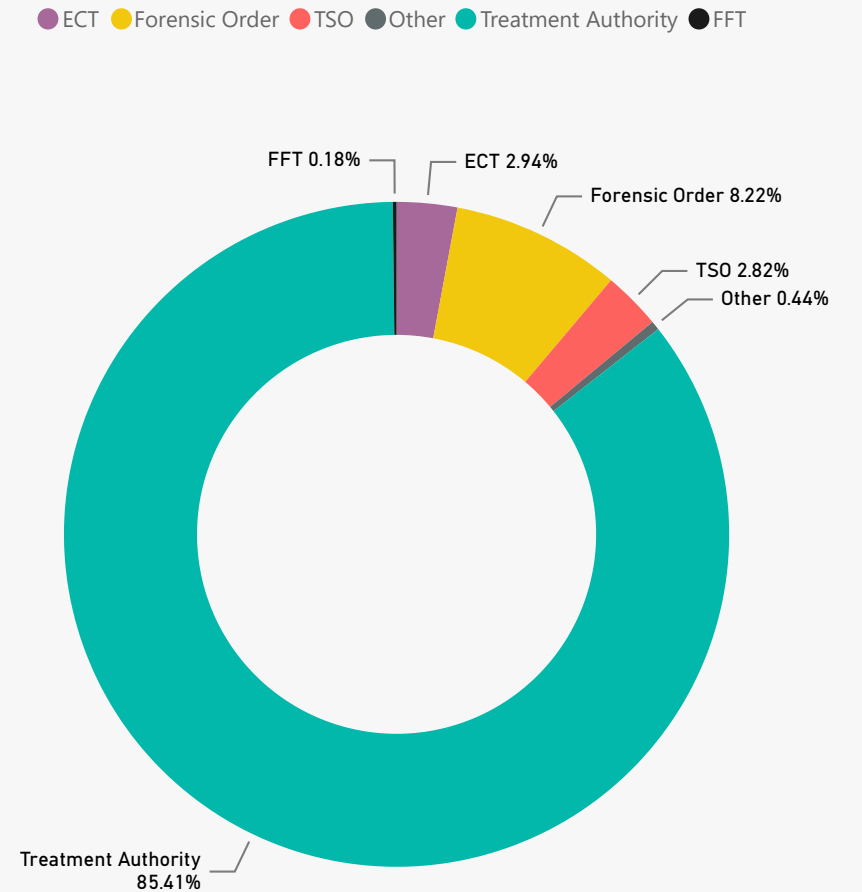
1 October 2021 - 31 December 2021



## Overview of All Outcomes by Matter Type

Service	Treatment Authority (TA)	Electroconvulsive Therapy (ECT)	Fitness for Trial (FFT)	Treatment Support Order (TSO)	Forensic Order (FO)	Other
Bayside	123	3	0	4	12	1
Belmont Private Hospital	8	3	0	0	0	0
Cairns Network	291	9	0	8	40	2
Central Queensland Network	167	4	0	3	9	1
Children's Health Queensland	23	0	0	0	0	0
Darling Downs Network	237	6	1	8	39	1
Forensic Disability Service	0	0	0	0	2	0
Gold Coast	527	14	0	10	26	2
Greenslopes Private Hospital	3	0	0	0	0	0
Logan-Beaudesert	336	9	4	9	31	0
Mackay	142	1	0	5	11	0
Princess Alexandra Hospital	398	17	1	23	38	2
Ramsay Clinic New Farm	8	1	0	0	0	0
Redcliffe Caboolture	248	14	1	6	19	1
Royal Brisbane Women's Hospital	494	26	0	14	26	2
St Andrew's War Memorial Hospital	0	0	0	0	0	2
Sunshine Coast	296	14	0	9	19	2
The Park	37	9	0	0	51	1
The Prince Charles Hospital	379	6	0	15	22	2
Toowong Private Hospital	4	1	0	0	0	0
Townsville Network	220	5	1	14	36	3
West Moreton	227	1	0	12	19	0
Wide Bay - North	66	4	0	1	6	0
Wide Bay - South	69	1	1	1	8	0
<b>Total</b>	<b>4303</b>	<b>148</b>	<b>9</b>	<b>142</b>	<b>414</b>	<b>22</b>

## Overview of All Outcomes by Matter Type





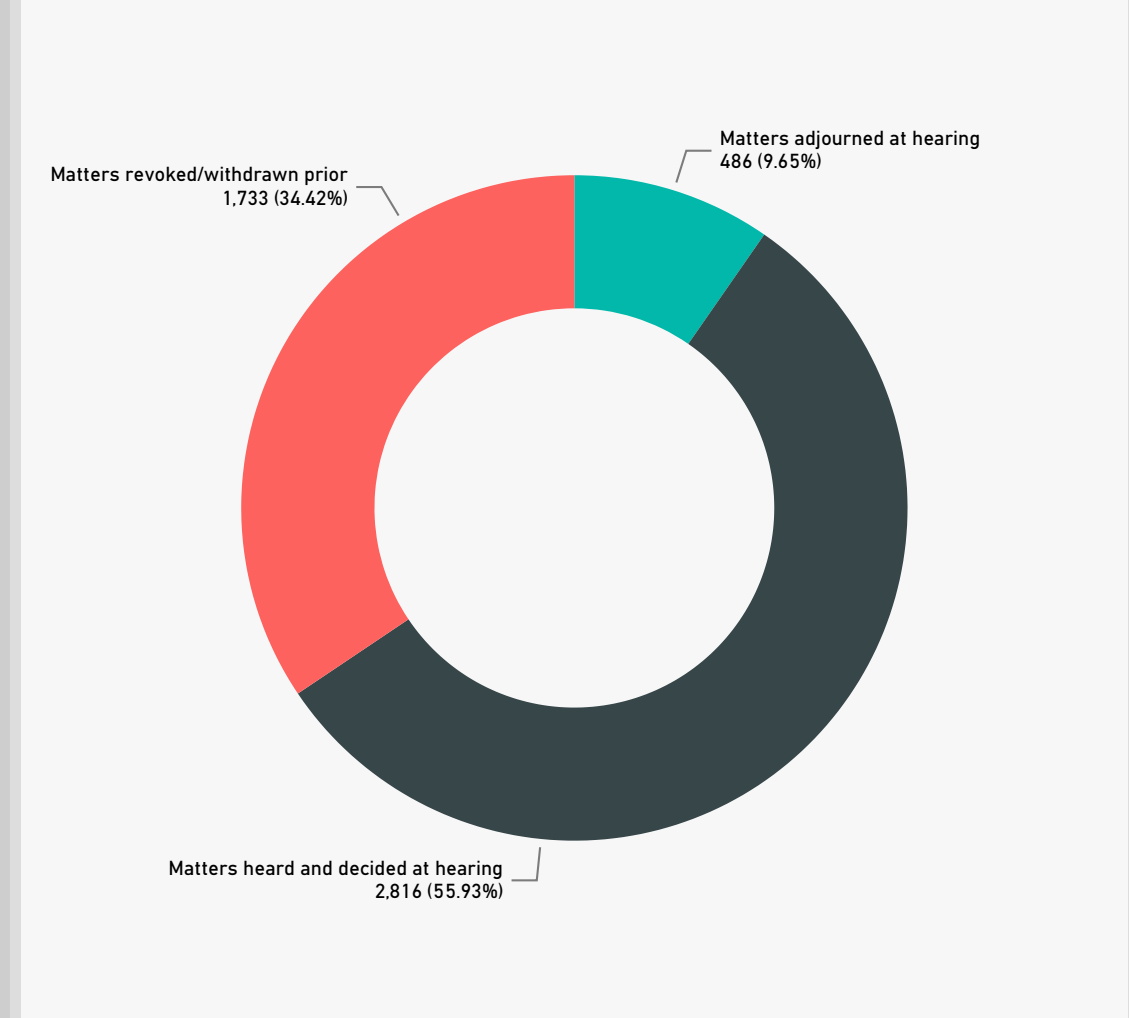
# Statewide Activity Report

1 October 2021 - 31 December 2021

## Outcome by Type

Service	Matters adjourned at hearing	Matters revoked or withdrawn prior to hearing	Matters heard and decided at hearing	Total
Bayside	16	48	79	143
Belmont Private Hospital	1	5	5	11
Cairns Network	51	114	185	350
Central Queensland Network	18	42	124	184
Children's Health Queensland	1	13	9	23
Darling Downs Network	27	110	155	292
Forensic Disability Service	1	0	1	2
Gold Coast	59	229	290	578
Greenslopes Private Hospital	2	0	1	3
Logan-Beaudesert	35	147	207	389
Mackay	18	63	78	159
On Call	0	0	1	1
Princess Alexandra Hospital	44	134	299	477
Ramsay Clinic New Farm	0	6	3	9
Redcliffe Caboolture	22	134	133	289
Royal Brisbane Women's Hospital	64	197	301	562
St Andrew's War Memorial Hospital	0	0	2	2
Sunshine Coast	21	116	203	340
The Park	6	7	85	98
The Prince Charles Hospital	35	162	226	423
Toowong Private Hospital	0	3	2	5
Townsville Network	37	78	164	279
West Moreton	18	69	172	259
Wide Bay - North	5	32	40	77
Wide Bay - South	5	24	51	80
<b>Total</b>	<b>486</b>	<b>1,733</b>	<b>2,816</b>	<b>5035</b>

## Outcome by Type





# Statewide Activity Report

1 October 2021 - 31 December 2021



## Matter Adjudgments by Service

Location	Hearings Adjudged	Total	% of Total Hearings Adjudged
Bayside	16	95	16.84%
Belmont Private Hospital	1	6	16.67%
Cairns Network	51	236	21.61%
Central Queensland Network	18	142	12.68%
Children's Health Queensland	1	9	11.11%
Darling Downs Network	27	182	14.84%
Forensic Disability Service	1	2	50.00%
Gold Coast	59	349	16.91%
Greenslopes Private Hospital	2	3	66.67%
Logan-Beaudesert	35	242	14.46%
Mackay	18	96	18.75%
Princess Alexandra Hospital	44	343	12.83%
Ramsay Clinic New Farm	0	3	0.00%
Redcliffe Caboolture	22	156	14.10%
Royal Brisbane Women's Hospital	64	365	17.53%
St Andrew's War Memorial Hospital	0	2	0.00%
Sunshine Coast	21	225	9.33%
The Park	6	91	6.59%
The Prince Charles Hospital	35	261	13.41%
Toowong Private Hospital	0	2	0.00%
Townsville Network	37	201	18.41%
West Moreton	18	190	9.47%
Wide Bay - North	5	46	10.87%
Wide Bay - South	5	55	9.09%
<b>Total</b>	<b>486</b>	<b>3302</b>	<b>14.72%</b>

## Matter Adjudgments by Service

