



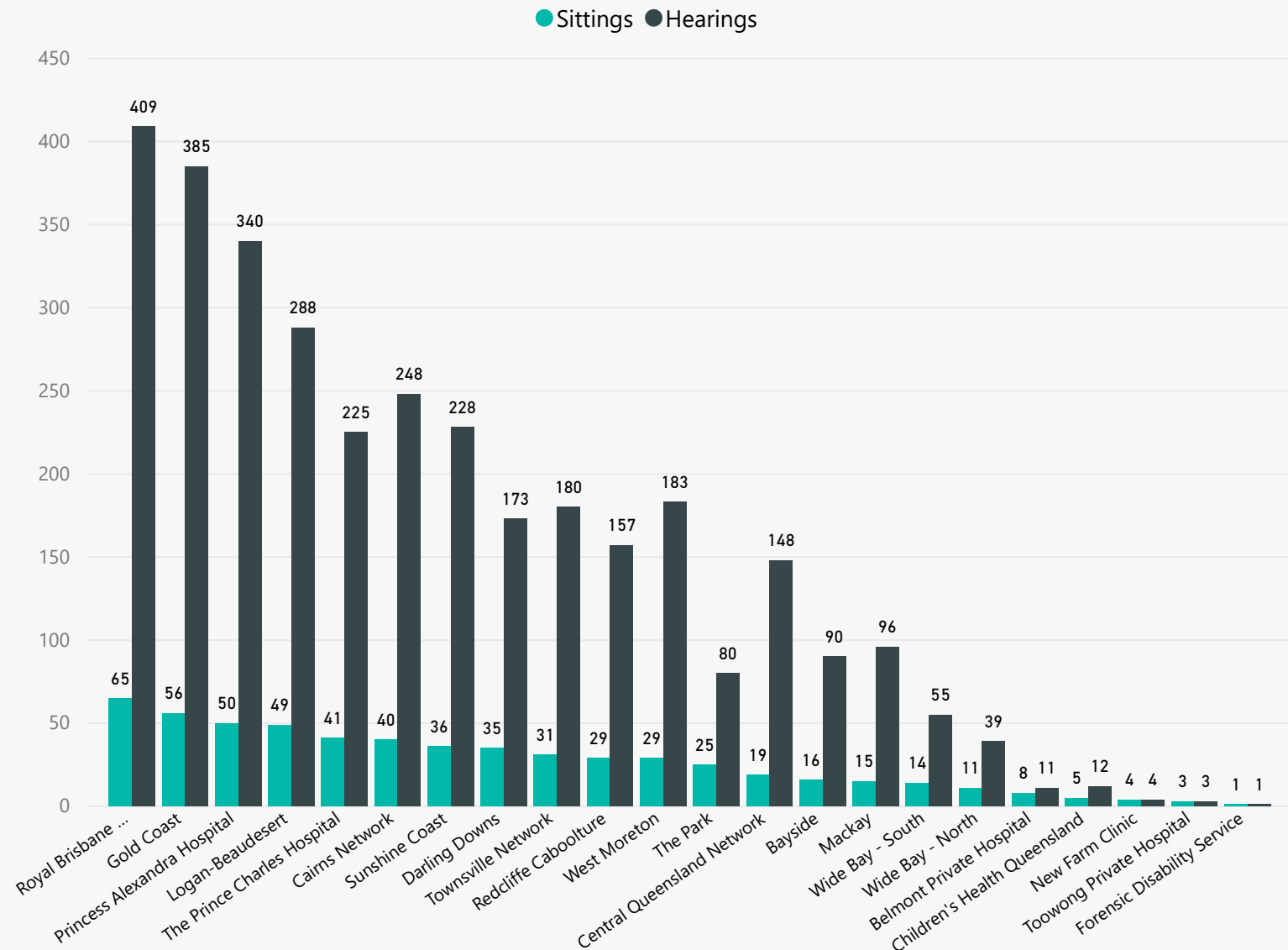
Statewide Activity Report

1 April 2021 - 30 June 2021



Service	Sittings	Hearings
Bayside	16	90
Belmont Private Hospital	8	11
Cairns Network	40	248
Central Queensland Network	19	148
Children's Health Queensland	5	12
Darling Downs	35	173
Forensic Disability Service	1	1
Gold Coast	56	385
Logan-Beaudesert	49	288
Mackay	15	96
New Farm Clinic	4	4
Princess Alexandra Hospital	50	340
Redcliffe Caboolture	29	157
Royal Brisbane Women's Hospital	65	409
Sunshine Coast	36	228
The Park	25	80
The Prince Charles Hospital	41	225
Toowong Private Hospital	3	3
Townsville Network	31	180
West Moreton	29	183
Wide Bay - North	11	39
Wide Bay - South	14	55
Total	582	3355

Sittings and Hearings by Service



A sitting refers to an occasion where the Tribunal attends at an authorised mental health service. This can be either in person or via teleconference facilities. A sitting may be made up of a number of hearings and each hearing may involve a number of matters.



Statewide Activity Report

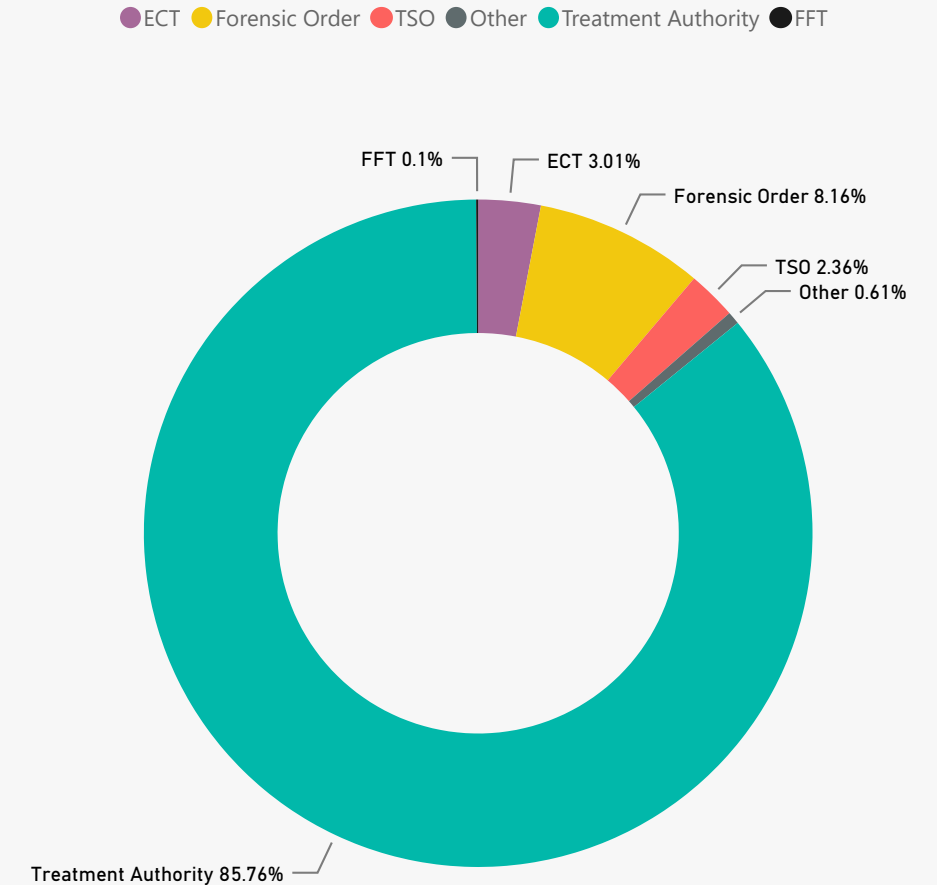
1 April 2021 - 30 June 2021



Overview of All Outcomes by Matter Type

Service	Treatment Authority (TA)	Electroconvulsive Therapy (ECT)	Fitness for Trial (FFT)	Treatment Support Order (TSO)	Forensic Order (FO)	Other
Bayside	148	3	0	1	8	2
Belmont Private Hospital	24	7	0	0	0	0
Cairns Network	291	8	1	5	41	4
Central Queensland Network	160	9	0	2	13	2
Children's Health Queensland	22	1	0	0	0	0
Darling Downs	237	10	0	8	35	2
Forensic Disability Service	0	0	0	0	1	0
Gold Coast	534	16	0	8	24	1
Logan-Beaudesert	391	7	1	9	32	2
Mackay	134	2	0	5	12	0
New Farm Clinic	4	2	0	0	0	0
Princess Alexandra Hospital	453	9	1	18	37	1
Redcliffe Caboolture	226	6	0	5	19	2
Royal Brisbane Women's Hospital	531	30	0	14	29	5
Sunshine Coast	293	15	0	11	19	2
The Park	30	9	1	0	41	2
The Prince Charles Hospital	333	8	0	10	29	3
Toowong Private Hospital	10	1	0	0	0	0
Townsville Network	197	4	0	9	36	1
West Moreton	222	5	0	12	18	0
Wide Bay - North	51	0	0	1	10	1
Wide Bay - South	68	1	1	2	11	1
Total	4359	153	5	120	415	31

Overview of All Outcomes by Matter Type





Statewide Activity Report

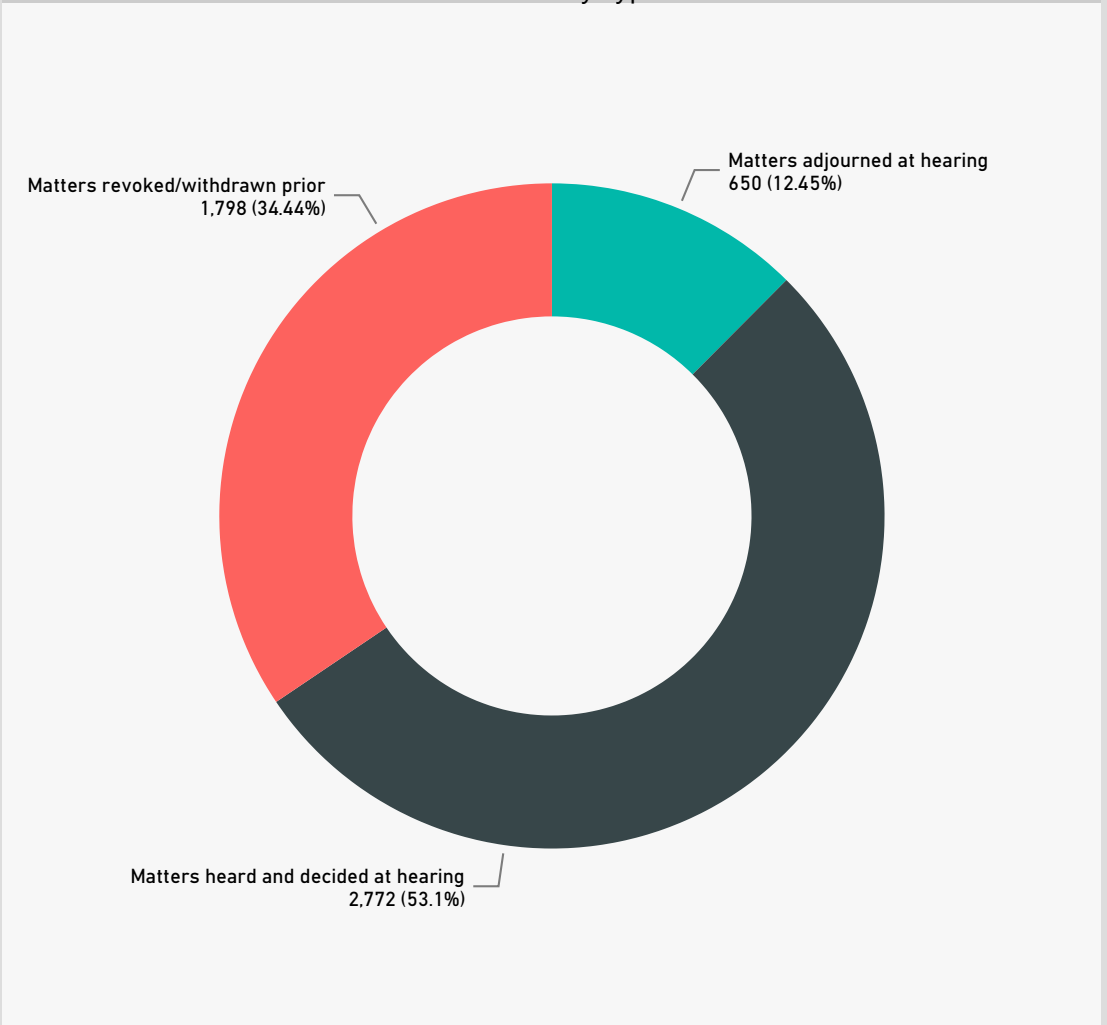
1 April 2021 - 30 June 2021



Outcome by Type

Service	Matters adjourned at hearing	Matters revoked or withdrawn prior to hearing	Matters heard and decided at hearing	Total
Bayside	17	72	75	164
Belmont Private Hospital	2	20	9	31
Cairns Network	67	106	187	360
Central Queensland Network	26	39	126	191
Children's Health Queensland	1	13	12	26
Darling Downs	19	121	157	297
Forensic Disability Service	0	0	1	1
Gold Coast	84	207	305	596
Logan-Beaudesert	72	158	224	454
Mackay	13	59	83	155
New Farm Clinic	0	2	4	6
Princess Alexandra Hospital	72	189	274	535
Redcliffe Caboolture	21	111	138	270
Royal Brisbane Women's Hospital	73	203	346	622
Sunshine Coast	50	118	184	352
The Park	12	6	70	88
The Prince Charles Hospital	42	161	185	388
Toowong Private Hospital	1	8	2	11
Townsville Network	37	69	146	252
West Moreton	27	79	162	268
Wide Bay - North	8	26	31	65
Wide Bay - South	6	31	51	88
Total	650	1,798	2,772	5220

Outcome by Type





Statewide Activity Report

1 April 2021 - 30 June 2021



Adjournments by Service

Location	Adjourned	Total	% of Total Matters Adjourned
Bayside	16	80	20.00%
Belmont Private Hospital	2	11	18.18%
Cairns Network	63	243	25.93%
Central Queensland Network	26	152	17.11%
Children's Health Queensland	1	13	7.69%
Darling Downs	19	175	10.86%
Forensic Disability Service	0	1	0.00%
Gold Coast	83	383	21.67%
Logan-Beaudesert	67	279	24.01%
Mackay	12	95	12.63%
New Farm Clinic	0	4	0.00%
Princess Alexandra Hospital	70	338	20.71%
Redcliffe Caboolture	21	159	13.21%
Royal Brisbane Women's Hospital	70	408	17.16%
Sunshine Coast	47	223	21.08%
The Park	12	82	14.63%
The Prince Charles Hospital	42	227	18.50%
Toowong Private Hospital	1	3	33.33%
Townsville Network	37	183	20.22%
West Moreton	25	182	13.74%
Wide Bay - North	7	38	18.42%
Wide Bay - South	5	51	9.80%
Total	626	3330	18.80%

Adjournments by Service

