

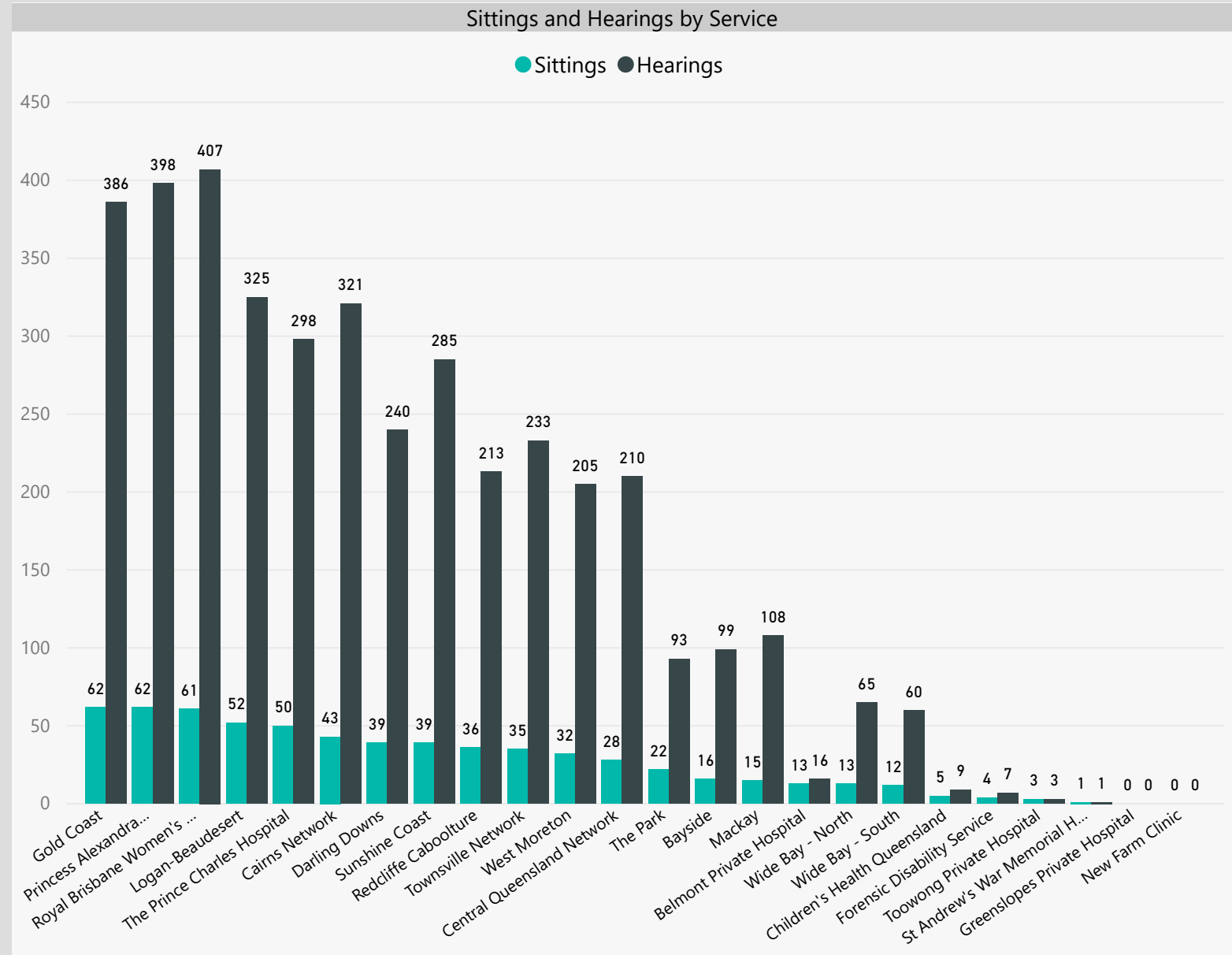


Statewide Activity Report

1 January 2021 - 31 March 2021



Service	Sittings	Hearings
Bayside	16	99
Belmont Private Hospital	13	16
Cairns Network	43	321
Central Queensland Network	28	210
Children's Health Queensland	5	9
Darling Downs	39	240
Forensic Disability Service	4	7
Gold Coast	62	386
Greenslopes Private Hospital	0	0
Logan-Beaudesert	52	325
Mackay	15	108
New Farm Clinic	0	0
Princess Alexandra Hospital	62	398
Redcliffe Caboolture	36	213
Royal Brisbane Women's Hospital	61	407
St Andrew's War Memorial Hospital	1	1
Sunshine Coast	39	285
The Park	22	93
The Prince Charles Hospital	50	298
Toowong Private Hospital	3	3
Townsville Network	35	233
West Moreton	32	205
Wide Bay - North	13	65
Wide Bay - South	12	60
Total	643	3982



A sitting refers to an occasion where the Tribunal attends at an authorised mental health service. This can be either in person or via teleconference facilities. A sitting may be made up of a number of hearings and each hearing may involve a number of matters.



Statewide Activity Report

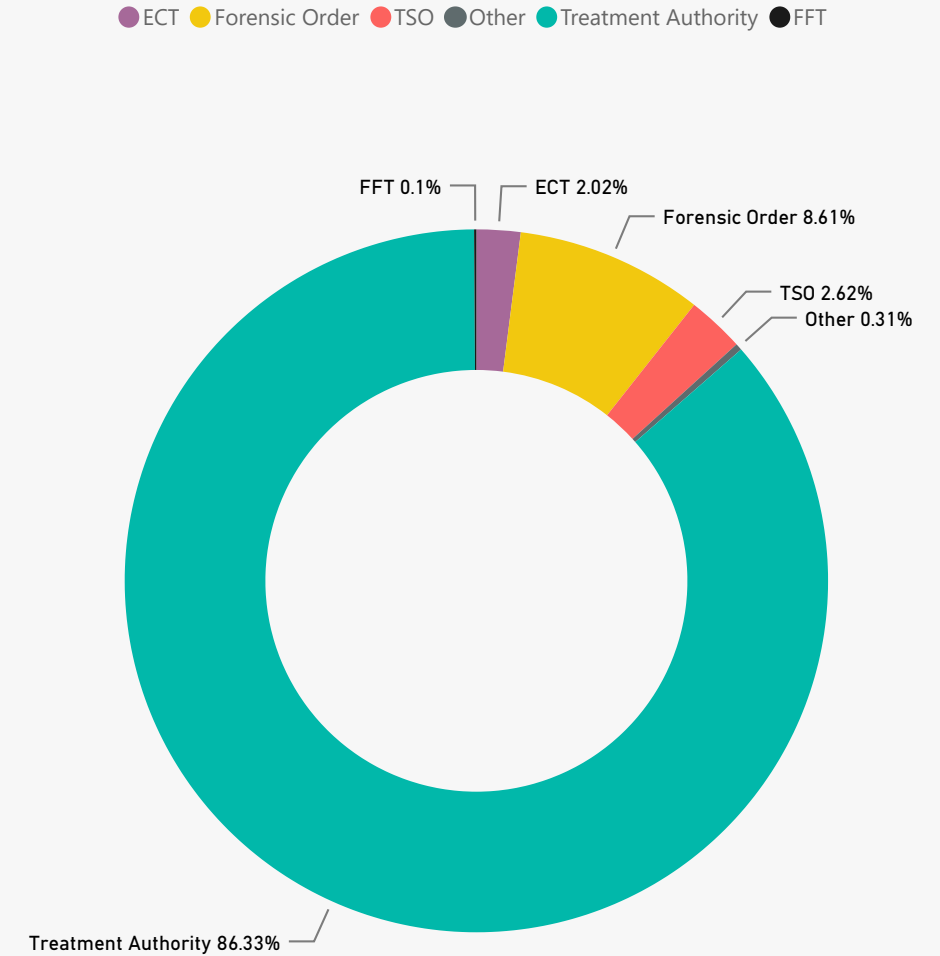
1 January 2021 - 31 March 2021



Overview of All Outcomes by Matter Type

Service	Treatment Authority (TA)	Electroconvulsive Therapy (ECT)	Fitness for Trial (FFT)	Treatment Support Order (TSO)	Forensic Order (FO)	Other
Bayside	123	2	0	8	12	3
Belmont Private Hospital	13	9	0	0	0	0
Cairns Network	366	7	3	6	29	1
Central Queensland Network	237	5	0	2	19	0
Children's Health Queensland	25	0	0	0	0	0
Darling Downs	299	3	0	14	38	3
Forensic Disability Service	0	0	0	0	7	0
Gold Coast	581	12	0	9	20	1
Greenslopes Private Hospital	1	0	0	0	0	0
Logan-Beaudesert	438	9	2	12	37	1
Mackay	135	3	0	9	8	1
New Farm Clinic	3	0	0	0	0	0
Princess Alexandra Hospital	483	10	0	30	56	2
Redcliffe Caboolture	291	11	0	4	29	0
Royal Brisbane Women's Hospital	515	21	0	12	34	1
St Andrew's War Memorial Hospital	0	0	0	0	0	0
Sunshine Coast	359	10	0	10	16	1
The Park	47	3	1	1	41	0
The Prince Charles Hospital	433	10	0	5	40	4
Toowong Private Hospital	7	0	0	0	0	0
Townsville Network	260	0	0	10	53	0
West Moreton	242	1	0	12	41	0
Wide Bay - North	65	1	0	5	10	0
Wide Bay - South	80	0	0	3	9	0
Total	5003	117	6	152	499	18

Overview of All Outcomes by Matter Type





Statewide Activity Report

1 January 2021 - 31 March 2021

mhrt

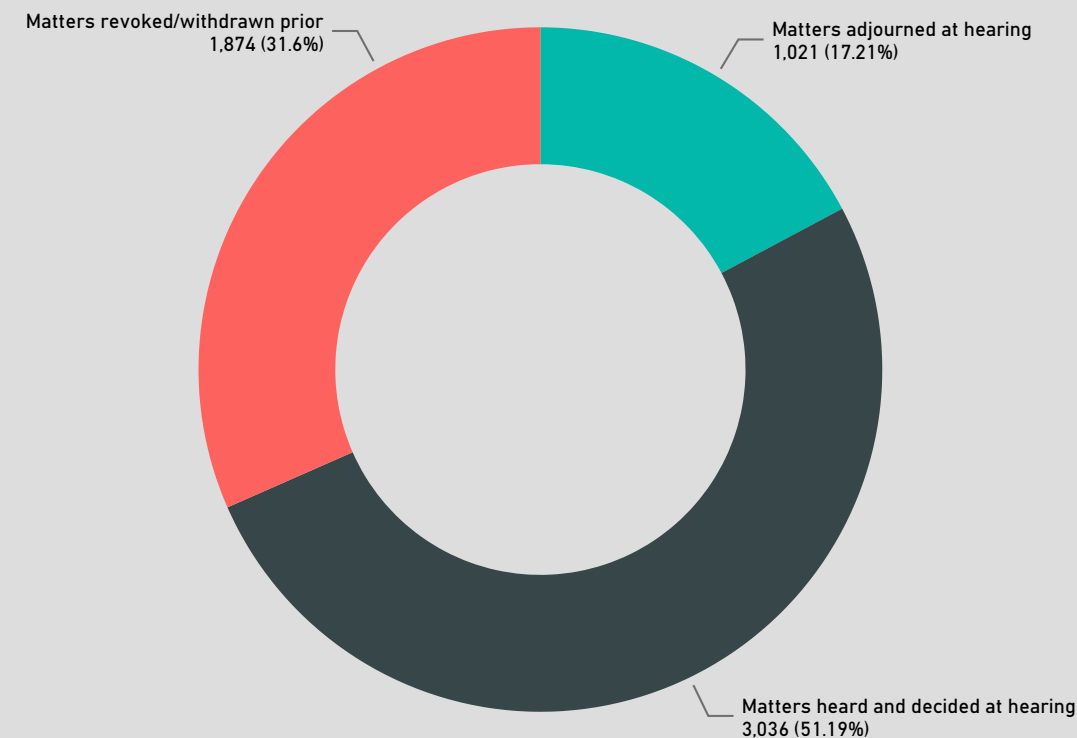


Mental Health Review Tribunal

Outcome by Type

Service	Matters adjourned at hearing	Matters revoked or withdrawn prior to hearing	Matters heard and decided at hearing	Total
Bayside	18	55	84	157
Belmont Private Hospital	5	6	11	22
Cairns Network	99	97	225	421
Central Queensland Network	39	54	171	264
Children's Health Queensland	1	16	10	27
Darling Downs	63	121	185	369
Forensic Disability Service	2	0	5	7
Gold Coast	124	243	265	632
Greenslopes Private Hospital	0	1	0	1
Logan-Beaudesert	99	176	229	504
Mackay	28	49	82	159
New Farm Clinic	0	3	0	3
Princess Alexandra Hospital	102	195	303	600
Redcliffe Caboolture	55	128	161	344
Royal Brisbane Women's Hospital	111	179	309	599
St Andrew's War Memorial Hospital	0	0	1	1
Sunshine Coast	58	114	231	403
The Park	12	5	84	101
The Prince Charles Hospital	86	189	224	499
Toowong Private Hospital	1	4	2	7
Townsville Network	56	95	180	331
West Moreton	43	92	166	301
Wide Bay - North	7	19	59	85
Wide Bay - South	12	33	49	94
Total	1,021	1,874	3,036	5931

Outcome by Type





Statewide Activity Report

1 January 2021 - 31 March 2021



Adjournments by Service

Service	Adjourned	Total	% of Total Matters Adjourned
Bayside	18	100	18.00%
Belmont Private Hospital	5	16	31.25%
Cairns Network	98	317	30.91%
Central Queensland Network	39	210	18.57%
Children's Health Queensland	1	9	11.11%
Darling Downs	62	242	25.62%
Forensic Disability Service	2	7	28.57%
Gold Coast	121	372	32.53%
Logan-Beaudesert	96	318	30.19%
Mackay	28	110	25.45%
Princess Alexandra Hospital	101	400	25.25%
Redcliffe Caboolture	54	210	25.71%
Royal Brisbane Women's Hospital	108	409	26.41%
St Andrew's War Memorial Hospital	0	1	0.00%
Sunshine Coast	58	289	20.07%
The Park	12	96	12.50%
The Prince Charles Hospital	86	310	27.74%
Toowong Private Hospital	1	3	33.33%
Townsville Network	56	236	23.73%
West Moreton	43	209	20.57%
Wide Bay - North	6	63	9.52%
Wide Bay - South	12	61	19.67%
Total	1007	3988	25.25%

Adjournments by Service

