



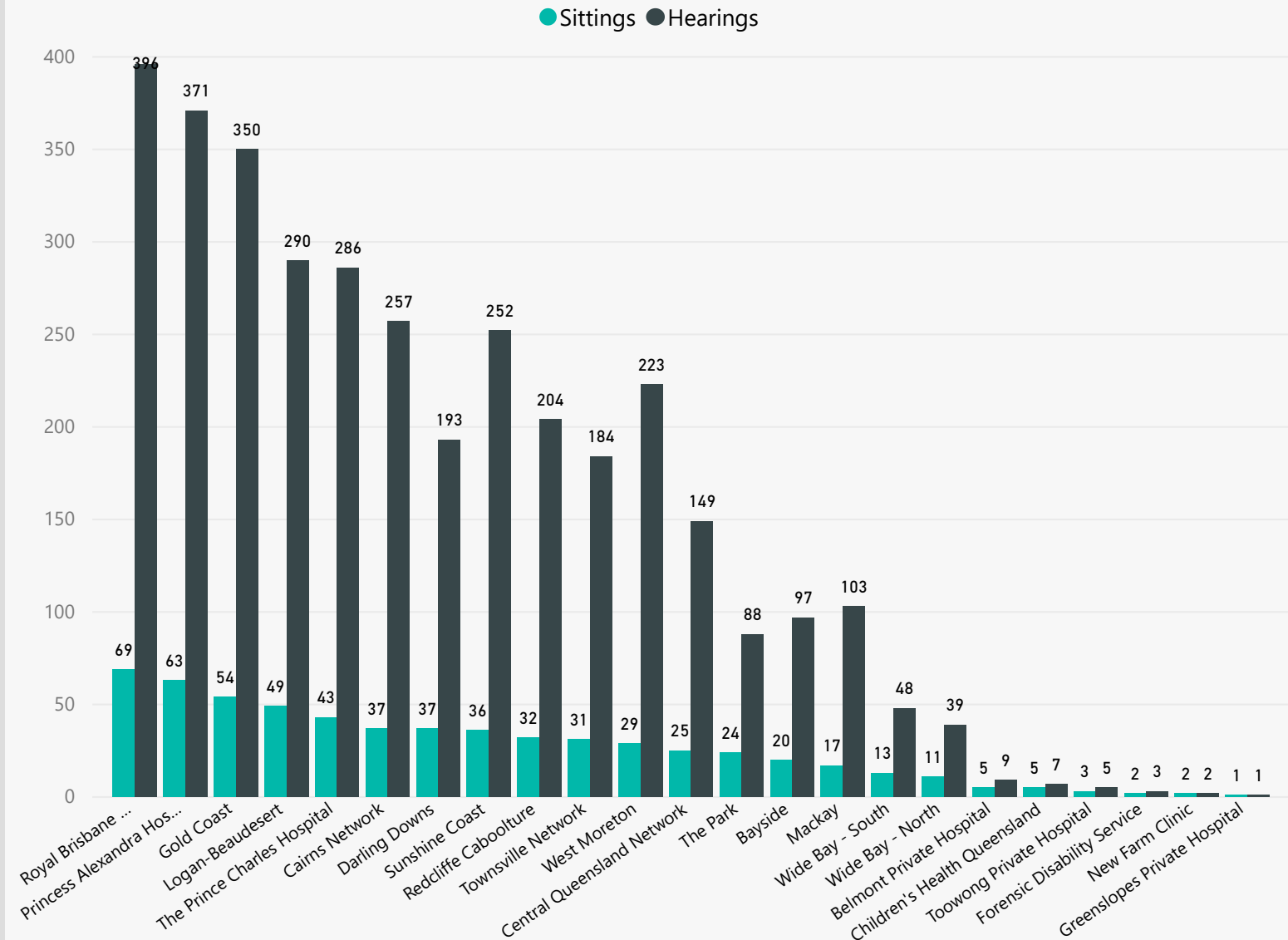
Statewide Activity Report

1 October 2020 - 31 December 2020



Service	Sittings	Hearings
Bayside	20	97
Belmont Private Hospital	5	9
Cairns Network	37	257
Central Queensland Network	25	149
Children's Health Queensland	5	7
Darling Downs	37	193
Forensic Disability Service	2	3
Gold Coast	54	350
Greenslopes Private Hospital	1	1
Logan-Beaudesert	49	290
Mackay	17	103
New Farm Clinic	2	2
Princess Alexandra Hospital	63	371
Redcliffe Caboolture	32	204
Royal Brisbane Women's Hospital	69	396
Sunshine Coast	36	252
The Park	24	88
The Prince Charles Hospital	43	286
Toowong Private Hospital	3	5
Townsville Network	31	184
West Moreton	29	223
Wide Bay - North	11	39
Wide Bay - South	13	48
Total	608	3557

Sittings and Hearings by Service



A sitting refers to an occasion where the Tribunal attends at an authorised mental health service. This can be either in person or via teleconference facilities. A sitting may be made up of a number of hearings and each hearing may involve a number of matters. For example, one hearing for a patient may involve a forensic order periodic review and a forensic order applicant review. This is recorded as one hearing, however it involves two matters.



Statewide Activity Report

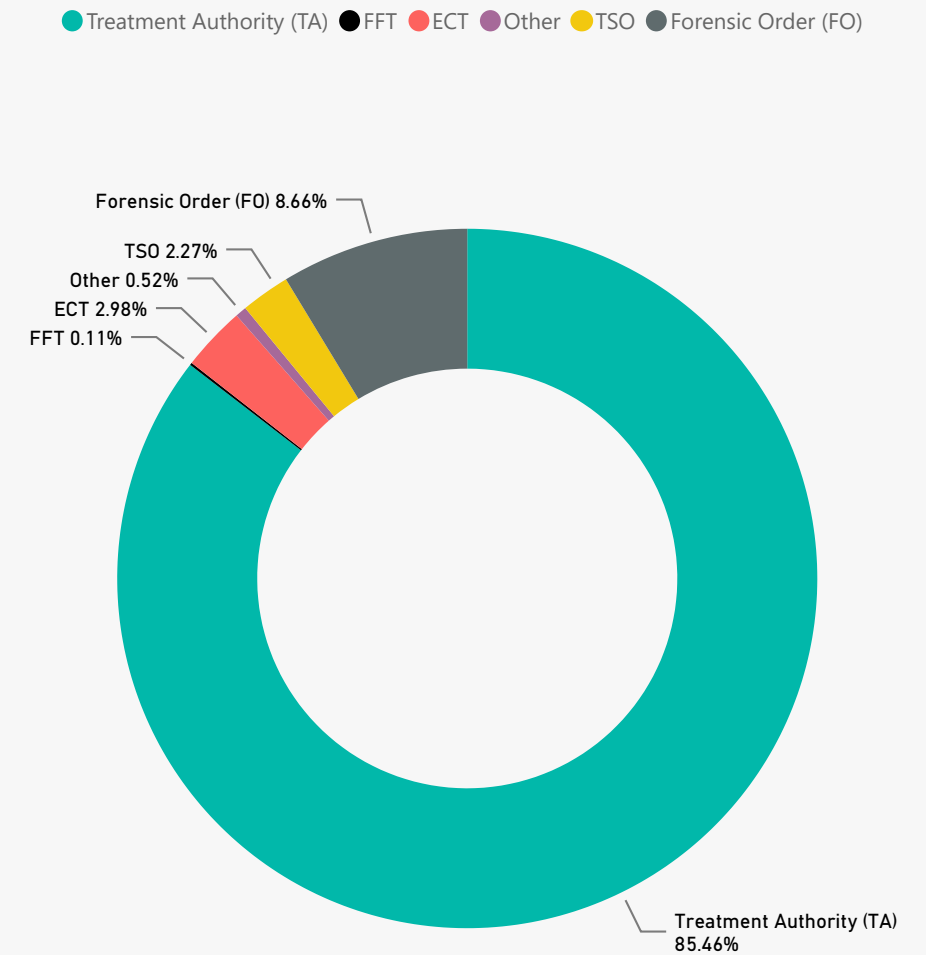
1 October 2020 - 31 December 2020



Overview of All Outcomes by Matter Type

Service	Treatment Authority (TA)	Electroconvulsive Therapy (ECT)	Fitness for Trial (FFT)	Treatment Support Order (TSO)	Forensic Order (FO)	Other
Bayside	146	4	0	2	11	0
Belmont Private Hospital	17	3	0	0	0	0
Cairns Network	310	5	0	6	43	0
Central Queensland Network	189	6	0	6	19	1
Children's Health Queensland	19	0	0	0	0	1
Darling Downs	237	10	2	6	39	2
Forensic Disability Service	0	0	0	0	3	0
Gold Coast	524	14	0	9	25	1
Greenslopes Private Hospital	1	0	0	0	0	0
Logan-Beaudesert	417	14	2	11	34	5
Mackay	137	3	0	6	14	1
New Farm Clinic	3	0	0	0	0	0
Princess Alexandra Hospital	450	23	1	16	39	4
Redcliffe Caboolture	301	8	0	7	26	4
Royal Brisbane Women's Hospital	524	38	0	14	28	1
Sunshine Coast	305	12	0	9	21	0
The Park	34	7	1	1	48	1
The Prince Charles Hospital	378	4	0	7	36	1
Toowong Private Hospital	7	2	0	0	0	0
Townsville Network	231	0	0	6	40	5
West Moreton	251	4	0	11	29	1
Wide Bay - North	50	1	0	2	4	0
Wide Bay - South	65	2	0	3	7	0
Total	4596	160	6	122	466	28

Overview of All Outcomes by Matter Type





Statewide Activity Report

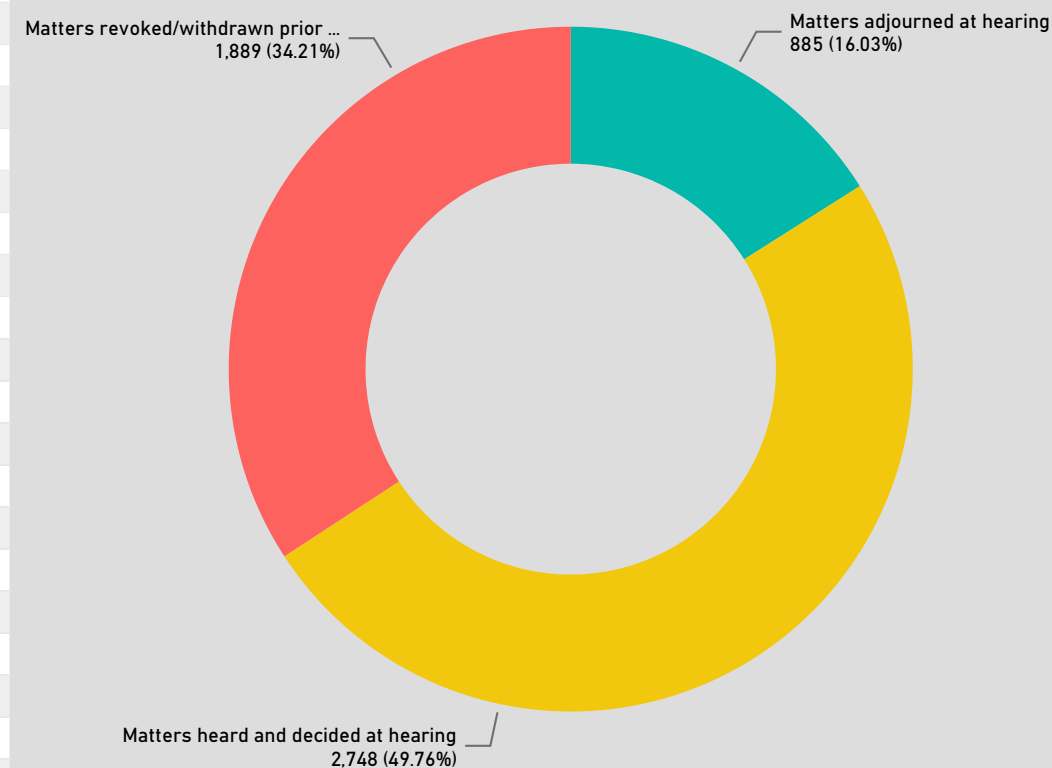
1 October 2020 - 31 December 2020



Outcome by Type

Service	Matters adjourned at hearing	Matters revoked or withdrawn prior to hearing	Matters heard and decided at hearing	Total
Bayside	23	72	81	176
Belmont Private Hospital	3	11	8	22
Cairns Network	76	108	184	368
Central Queensland Network	40	78	109	227
Children's Health Queensland	1	12	7	20
Darling Downs	35	109	163	307
Forensic Disability Service	1	0	2	3
Gold Coast	74	231	277	582
Greenslopes Private Hospital	0	0	1	1
Logan-Beaudesert	81	201	215	497
Mackay	26	60	78	164
New Farm Clinic	0	1	2	3
Princess Alexandra Hospital	88	173	293	554
Redcliffe Caboolture	61	143	150	354
Royal Brisbane Women's Hospital	105	219	294	618
Sunshine Coast	57	97	198	352
The Park	17	4	74	95
The Prince Charles Hospital	83	140	217	440
Toowong Private Hospital	0	4	5	9
Townsville Network	55	100	136	291
West Moreton	42	75	183	300
Wide Bay - North	12	21	27	60
Wide Bay - South	5	30	44	79
Total	885	1,889	2,748	5522

Outcome by Type





Statewide Activity Report

1 October 2020 - 31 December 2020



Adjournments by Service

Service	Adjourned	Total	% of Total Matters Adjourned
Bayside	23	100	23.00%
Belmont Private Hospital	3	11	27.27%
Cairns Network	74	255	29.02%
Central Queensland Network	40	149	26.85%
Children's Health Queensland	1	8	12.50%
Darling Downs	35	198	17.68%
Forensic Disability Service	1	3	33.33%
Gold Coast	71	346	20.52%
Greenslopes Private Hospital	0	1	0.00%
Logan-Beaudesert	76	284	26.76%
Mackay	26	104	25.00%
New Farm Clinic	0	2	0.00%
Princess Alexandra Hospital	87	369	23.58%
Redcliffe Caboolture	61	211	28.91%
Royal Brisbane Women's Hospital	103	389	26.48%
Sunshine Coast	56	246	22.76%
The Park	17	91	18.68%
The Prince Charles Hospital	83	300	27.67%
Toowong Private Hospital	0	5	0.00%
Townsville Network	55	191	28.80%
West Moreton	41	219	18.72%
Wide Bay - North	12	39	30.77%
Wide Bay - South	5	42	11.90%
Total	870	3,563	24.42%

Adjournments by Service

