

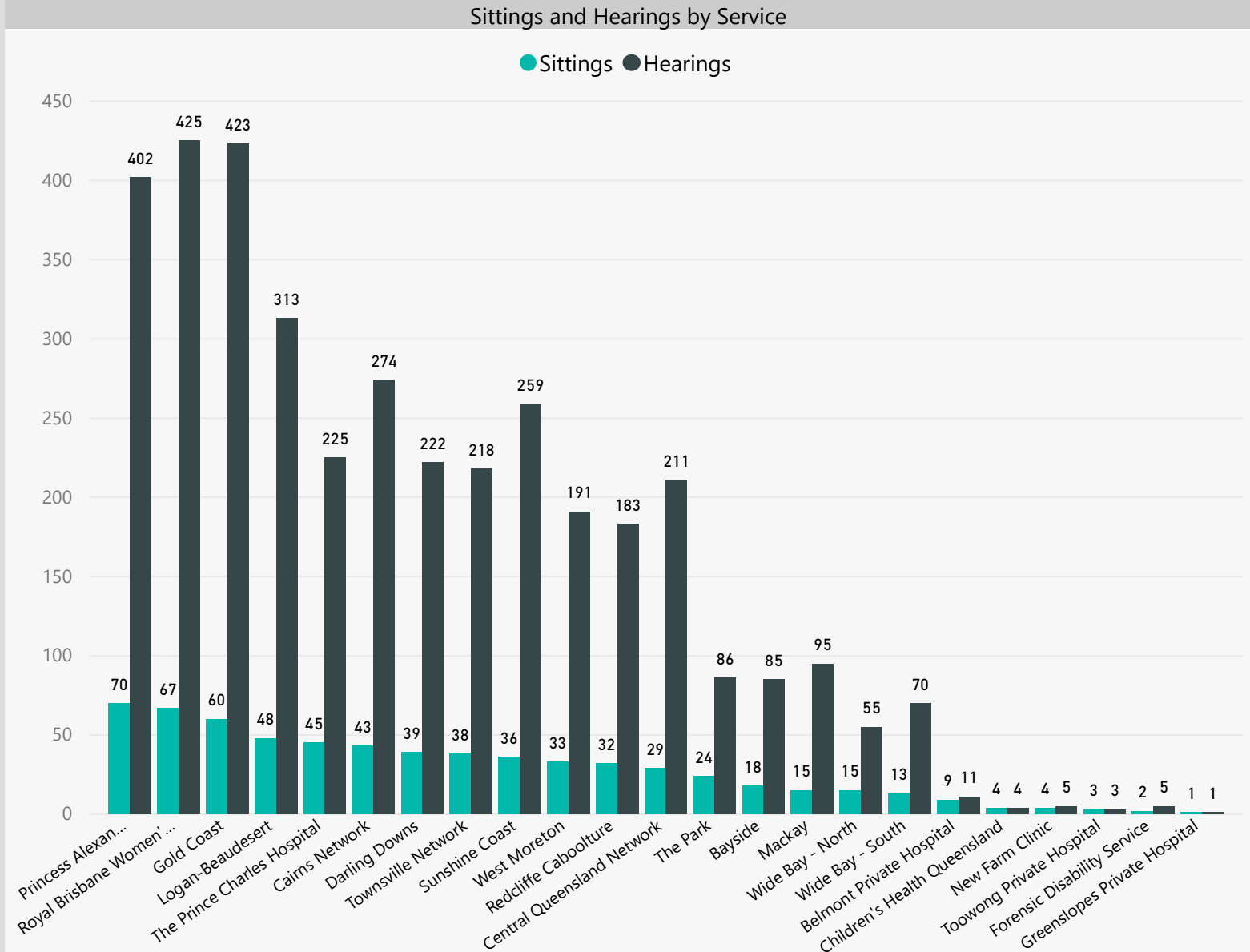


Statewide Activity Report

1 July 2020 - 30 September 2020



Service	Sittings	Hearings
Bayside	18	85
Belmont Private Hospital	9	11
Cairns Network	43	274
Central Queensland Network	29	211
Children's Health Queensland	4	4
Darling Downs	39	222
Forensic Disability Service	2	5
Gold Coast	60	423
Greenslopes Private Hospital	1	1
Logan-Beaudesert	48	313
Mackay	15	95
New Farm Clinic	4	5
Princess Alexandra Hospital	70	402
Redcliffe Caboolture	32	183
Royal Brisbane Women's Hospital	67	425
Sunshine Coast	36	259
The Park	24	86
The Prince Charles Hospital	45	225
Toowong Private Hospital	3	3
Townsville Network	38	218
West Moreton	33	191
Wide Bay - North	15	55
Wide Bay - South	13	70
Total	648	3766



A sitting refers to an occasion where the Tribunal attends at an authorised mental health service. This can be either in person or via teleconference facilities. A sitting may be made up of a number of hearings and each hearing may involve a number of matters. For example, one hearing for a patient may involve a forensic order periodic review and a forensic order applicant review. This is recorded as one hearing, however it involves two matters.



Statewide Activity Report

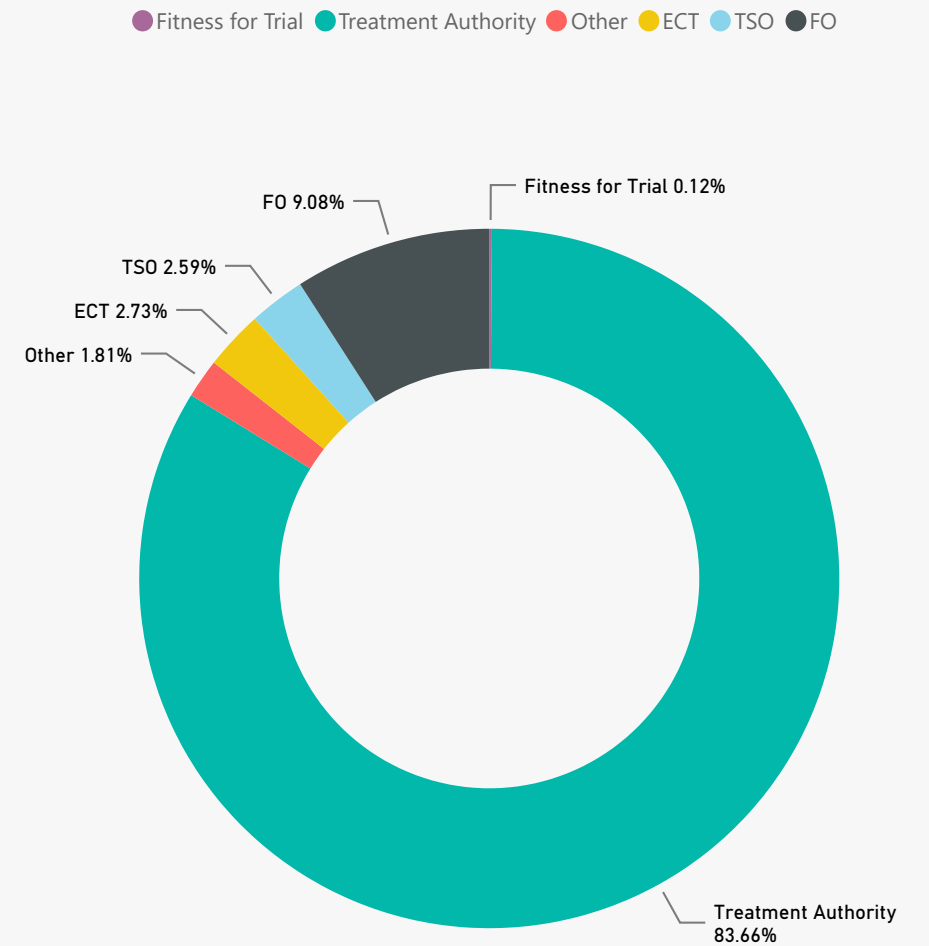
1 July 2020 - 30 September 2020



Overview of All Outcomes by Matter Type

Service	Treatment Authority (TA)	Electroconvulsive Therapy (ECT)	Fitness for Trial (FFT)	Treatment Support Order (TSO)	Forensic Order (FO)	Other
Bayside	116	6	0	7	15	3
Belmont Private Hospital	18	5	0	0	0	0
Cairns Network	346	11	0	8	29	4
Central Queensland Network	243	3	0	5	17	3
Children's Health Queensland	11	0	0	0	0	0
Darling Downs	278	6	2	13	35	10
Forensic Disability Service	0	0	0	0	5	0
Gold Coast	646	18	2	12	22	6
Greenslopes Private Hospital	1	0	0	0	0	0
Logan-Beaudesert	436	5	2	8	39	19
Mackay	131	2	0	8	6	4
New Farm Clinic	9	0	0	0	0	0
Princess Alexandra Hospital	455	21	0	23	51	11
Redcliffe Caboolture	289	7	0	4	25	1
Royal Brisbane Women's Hospital	529	35	0	13	38	13
Sunshine Coast	336	10	0	9	21	4
The Park	36	10	1	0	47	2
The Prince Charles Hospital	333	8	0	10	34	3
Toowong Private Hospital	7	1	0	0	0	0
Townsville Network	242	1	0	9	59	6
West Moreton	189	5	0	12	50	10
Wide Bay - North	63	2	0	5	14	1
Wide Bay - South	93	1	0	3	15	4
Total	4807	157	7	149	522	104

Overview of All Outcomes by Matter Type





Statewide Activity Report

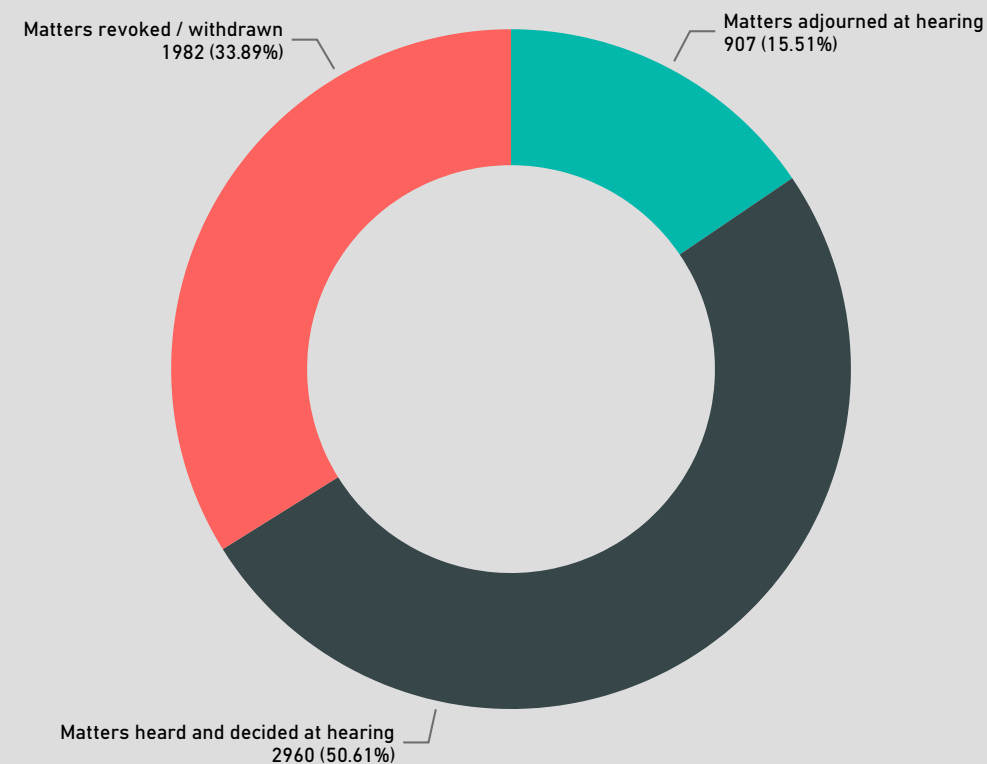
1 July 2020 - 30 September 2020



Outcome by Type

Service	Matters adjourned at hearing	Matters revoked or withdrawn prior to hearing	Matters heard and decided at hearing	Total
Bayside	19	61	68	148
Belmont Private Hospital	2	12	9	23
Cairns Network	75	124	204	403
Central Queensland Network	34	63	177	274
Children's Health Queensland	1	7	3	11
Darling Downs	51	127	177	355
Forensic Disability Service	0	0	5	5
Gold Coast	115	280	315	710
Greenslopes Private Hospital	1	0	0	1
Logan-Beaudesert	109	190	218	517
Mackay	22	54	76	152
New Farm Clinic	3	4	2	9
Princess Alexandra Hospital	96	165	323	584
Redcliffe Caboolture	53	148	131	332
Royal Brisbane Women's Hospital	94	201	344	639
Sunshine Coast	44	119	225	388
The Park	11	12	78	101
The Prince Charles Hospital	51	167	177	395
Toowong Private Hospital	0	5	3	8
Townsville Network	47	97	175	319
West Moreton	52	72	148	272
Wide Bay - North	7	30	48	85
Wide Bay - South	20	44	54	118
Total	907	1982	2960	5849

Outcome by Type





Statewide Activity Report

1 July 2020 - 30 September 2020



Adjournments by Service

Service	Adjourned	Total	% of Total Matters Adjourned
Bayside	18	86	20.93%
Belmont Private Hospital	2	11	18.18%
Cairns Network	74	273	27.11%
Central Queensland Network	34	211	16.11%
Children's Health Queensland	1	3	33.33%
Darling Downs	50	223	22.42%
Forensic Disability Service	0	5	0.00%
Gold Coast	111	412	26.94%
Greenslopes Private Hospital	1	1	100.00%
Logan-Beaudesert	109	324	33.64%
Mackay	21	96	21.88%
New Farm Clinic	3	5	60.00%
Princess Alexandra Hospital	95	411	23.11%
Redcliffe Caboolture	50	175	28.57%
Royal Brisbane Women's Hospital	96	439	21.87%
Sunshine Coast	44	269	16.36%
The Park	11	90	12.22%
The Prince Charles Hospital	51	227	22.47%
Toowong Private Hospital	0	3	0.00%
Townsville Network	48	223	21.52%
West Moreton	52	200	26.00%
Wide Bay - North	6	52	11.54%
Wide Bay - South	20	74	27.03%
Total	897	3813	23.52%

Adjournments by Service

