

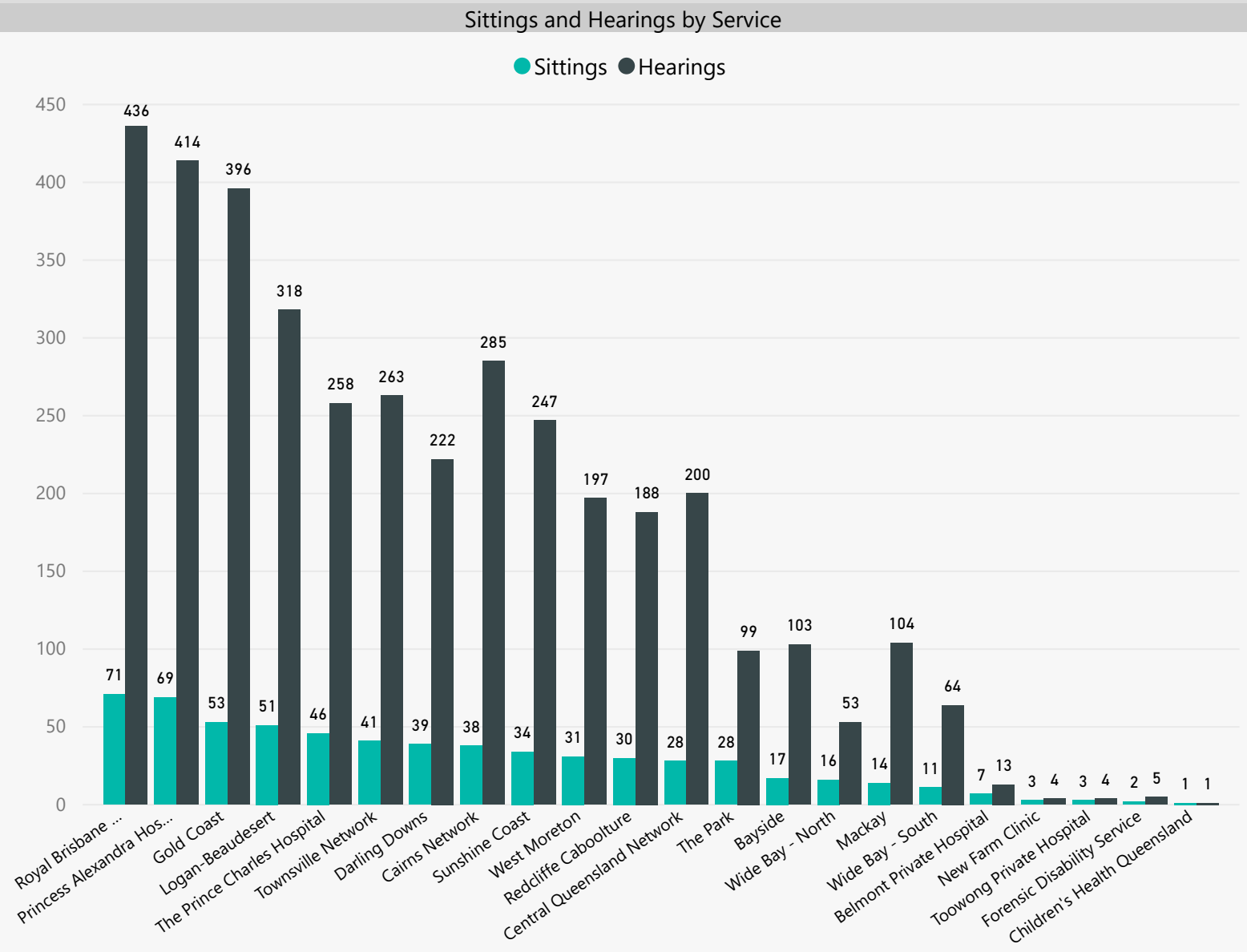


Statewide Activity Report

1 January 2020 - 31 March 2020



Service	Sittings	Hearings
Bayside	17	103
Belmont Private Hospital	7	13
Cairns Network	38	285
Central Queensland Network	28	200
Children's Health Queensland	1	1
Darling Downs	39	222
Forensic Disability Service	2	5
Gold Coast	53	396
Logan-Beaudesert	51	318
Mackay	14	104
New Farm Clinic	3	4
Princess Alexandra Hospital	69	414
Redcliffe Caboolture	30	188
Royal Brisbane Women's Hospital	71	436
Sunshine Coast	34	247
The Park	28	99
The Prince Charles Hospital	46	258
Toowong Private Hospital	3	4
Townsville Network	41	263
West Moreton	31	197
Wide Bay - North	16	53
Wide Bay - South	11	64
Total	633	3874



A sitting refers to an occasion where the Tribunal attends at an authorised mental health service. This can be either in person or via teleconference facilities. A sitting may be made up of a number of hearings and each hearing may involve a number of matters. For example, one hearing for a patient may involve a forensic order periodic review and a forensic order applicant review. This is recorded as one hearing, however it involves two matters.



Statewide Activity Report

1 January 2020 - 31 March 2020

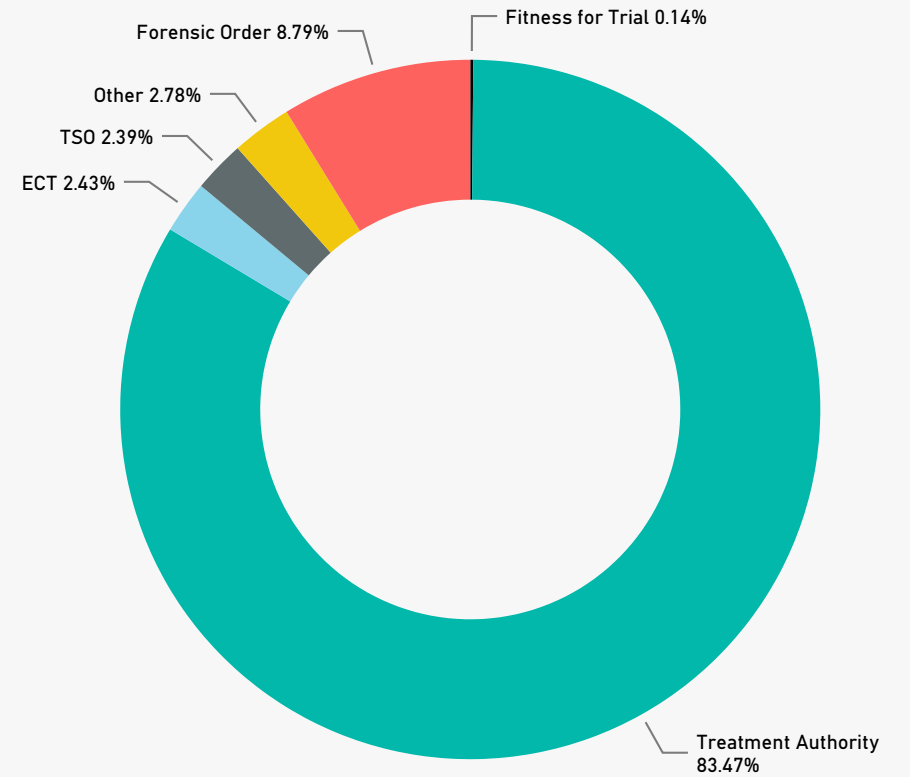


Overview of All Outcomes by Matter Type

Service	Treatment Authority (TA)	Electroconvulsive Therapy (ECT)	Fitness for Trial (FFT)	Treatment Support Order (TSO)	Forensic Order (FO)	Other
Bayside	147	3	0	6	10	4
Belmont Private Hospital	27	2	0	0	0	1
Cairns Network	357	4	2	8	35	10
Central Queensland Network	232	3	0	6	18	5
Children's Health Queensland	5	0	0	0	1	0
Darling Downs	271	11	3	7	37	8
Forensic Disability Service	0	0	0	0	5	0
Gold Coast	538	10	0	14	24	12
Logan-Beaudesert	407	8	2	5	36	12
Mackay	137	1	0	8	5	6
New Farm Clinic	13	0	0	0	0	0
Princess Alexandra Hospital	496	26	0	20	52	23
Redcliffe Caboolture	269	6	0	4	23	8
Royal Brisbane Women's Hospital	575	27	0	16	34	28
Sunshine Coast	304	9	0	6	23	7
The Park	42	11	1	0	47	6
The Prince Charles Hospital	351	12	0	10	34	13
Toowong Private Hospital	10	0	0	0	0	0
Townsville Network	270	1	0	8	61	7
West Moreton	207	3	0	13	46	5
Wide Bay - North	69	3	0	4	8	0
Wide Bay - South	85	0	0	3	8	5
Total	4812	140	8	138	507	160

Overview of All Outcomes by Matter Type

● Fitness for Trial ● Treatment Authority ● ECT ● TSO ● Other ● Forensic Order





Statewide Activity Report

1 January 2020 - 31 March 2020

mhrt

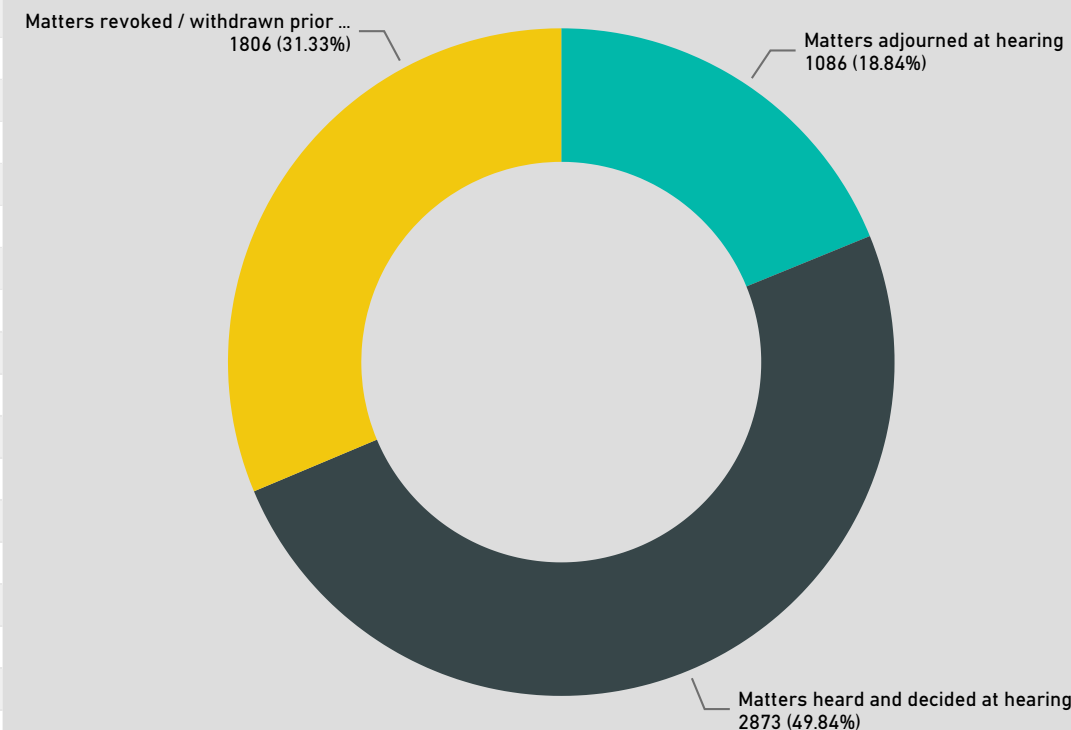


Mental Health Review Tribunal

Outcome by Type

Service	Matters adjourned at hearing	Matters revoked or withdrawn prior to hearing	Matters heard and decided at hearing	Total
Bayside	35	65	70	170
Belmont Private Hospital	3	16	11	30
Cairns Network	100	125	191	416
Central Queensland Network	42	62	160	264
Children's Health Queensland	0	5	1	6
Darling Downs	76	110	151	337
Forensic Disability Service	0	0	5	5
Gold Coast	120	197	281	598
Logan-Beaudesert	117	144	209	470
Mackay	25	50	82	157
New Farm Clinic	1	9	3	13
Princess Alexandra Hospital	115	192	310	617
Redcliffe Caboolture	50	117	143	310
Royal Brisbane Women's Hospital	115	228	337	680
Sunshine Coast	53	100	196	349
The Park	10	4	93	107
The Prince Charles Hospital	74	155	191	420
Toowong Private Hospital	0	6	4	10
Townsville Network	88	82	177	347
West Moreton	45	74	155	274
Wide Bay - North	5	31	48	84
Wide Bay - South	12	34	55	101
Total	1086	1806	2873	5765

Outcome by Type





Statewide Activity Report

1 January 2020 - 31 March 2020



Adjournments by Service

Service	Adjourned	Total	% of Total Matters Adjourned
Bayside	34	105	32.38%
Belmont Private Hospital	3	14	21.43%
Cairns Network	98	285	34.39%
Central Queensland Network	39	194	20.10%
Children's Health Queensland	0	1	0.00%
Darling Downs	75	220	34.09%
Forensic Disability Service	0	5	0.00%
Gold Coast	120	395	30.38%
Logan-Beaudesert	109	318	34.28%
Mackay	24	106	22.64%
New Farm Clinic	1	4	25.00%
Princess Alexandra Hospital	114	418	27.27%
Redcliffe Caboolture	49	186	26.34%
Royal Brisbane Women's Hospital	110	439	25.06%
Sunshine Coast	53	249	21.29%
The Park	10	103	9.71%
The Prince Charles Hospital	75	260	28.85%
Toowong Private Hospital	0	4	0.00%
Townsville Network	88	260	33.85%
West Moreton	46	200	23.00%
Wide Bay - North	5	53	9.43%
Wide Bay - South	12	67	17.91%
Total	1065	3886	27.41%

Adjournments by Service

