



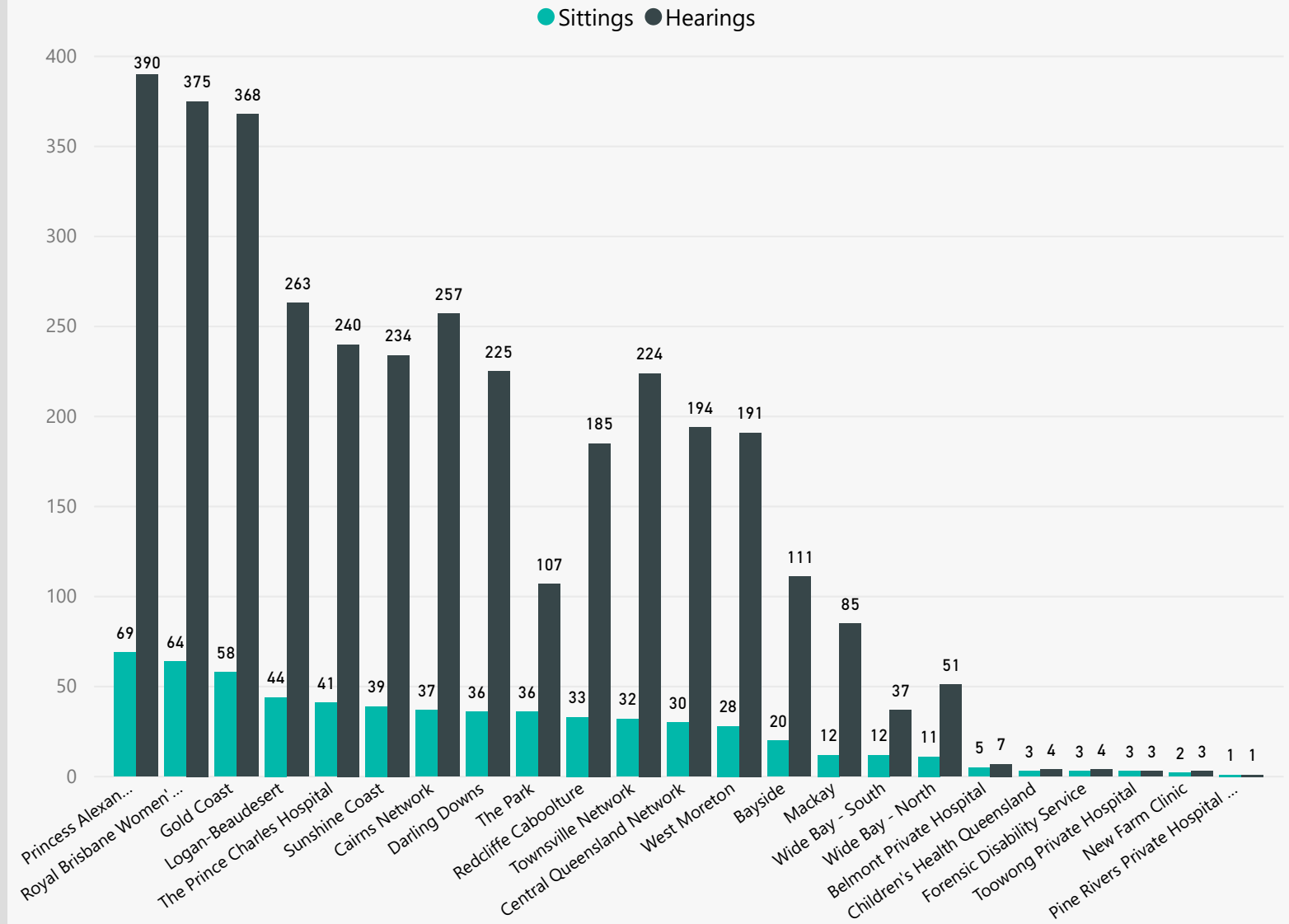
Statewide Activity Report

1 October 2019 - 31 December 2019



Service	Sittings	Hearings
Bayside	20	111
Belmont Private Hospital	5	7
Cairns Network	37	257
Central Queensland Network	30	194
Children's Health Queensland	3	4
Darling Downs	36	225
Forensic Disability Service	3	4
Gold Coast	58	368
Logan-Beaudesert	44	263
Mackay	12	85
New Farm Clinic	2	3
Pine Rivers Private Hospital Authorised Mental Health Service	1	1
Princess Alexandra Hospital	69	390
Redcliffe Caboolture	33	185
Royal Brisbane Women's Hospital	64	375
Sunshine Coast	39	234
The Park	36	107
The Prince Charles Hospital	41	240
Toowong Private Hospital	3	3
Townsville Network	32	224
West Moreton	28	191
Wide Bay - North	11	51
Wide Bay - South	12	37
Total	619	3559

Sittings and Hearings by Service



A sitting refers to an occasion where the Tribunal attends at an authorised mental health service. This can be either in person or via teleconference facilities. A sitting may be made up of a number of hearings and each hearing may involve a number of matters. For example, one hearing for a patient may involve a forensic order periodic review and a forensic order applicant review. This is recorded as one hearing, however it involves two matters.



Statewide Activity Report

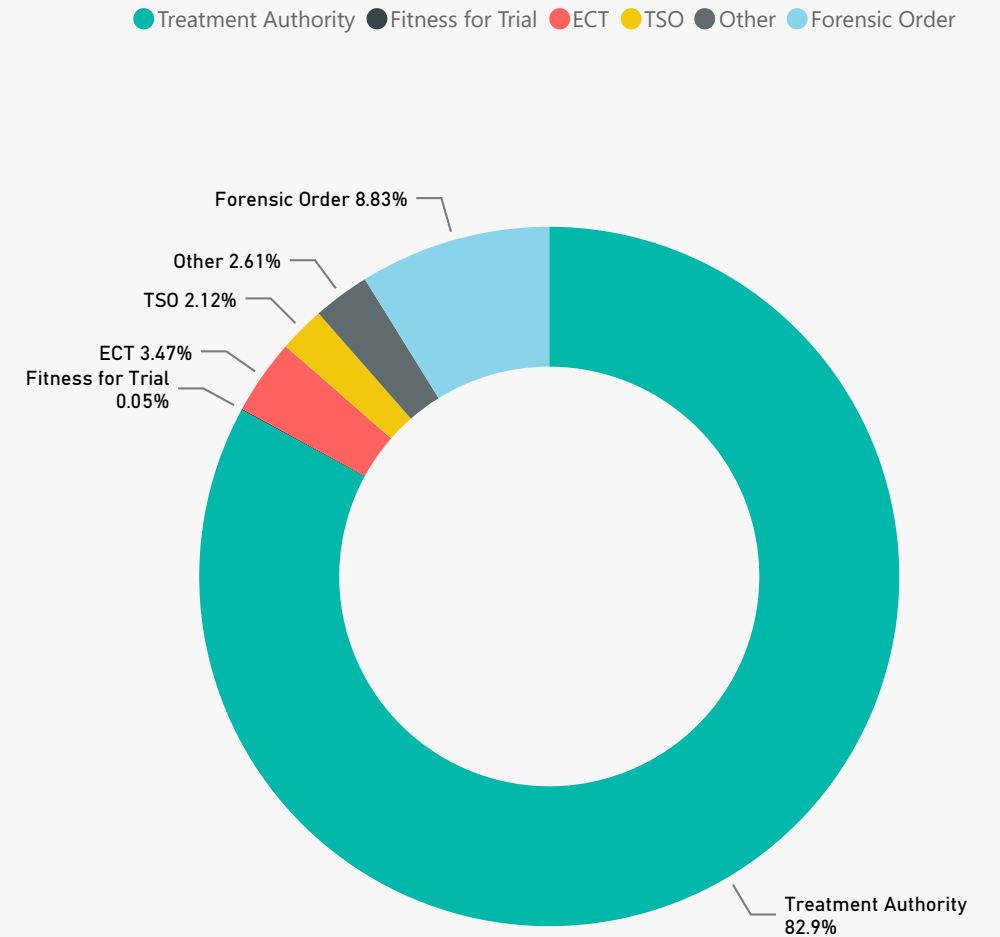
1 October 2019 - 31 December 2019



Overview of All Outcomes by Matter Type

Service	Treatment Authority (TA)	Electroconvulsive Therapy (ECT)	Fitness for Trial (FFT)	Treatment Support Order (TSO)	Forensic Order (FO)	Other
Bayside	154	2	0	6	12	16
Belmont Private Hospital	12	2	0	0	0	0
Cairns Network	311	7	0	3	37	3
Central Queensland Network	220	9	0	1	13	3
Children's Health Queensland	11	1	0	0	0	0
Darling Downs	274	5	0	7	39	14
Forensic Disability Service	0	0	1	0	3	2
Gold Coast	503	31	0	17	28	10
Logan-Beaudesert	372	5	0	13	33	15
Mackay	138	1	0	6	10	1
New Farm Clinic	10	0	0	0	0	0
Pine Rivers Private Hospital Authorised Mental Health Service	0	1	0	0	0	0
Princess Alexandra Hospital	472	27	1	15	44	9
Redcliffe Caboolture	280	8	0	3	29	5
Royal Brisbane Women's Hospital	469	37	0	12	38	18
Sunshine Coast	295	19	0	7	25	5
The Park	42	14	1	0	47	9
The Prince Charles Hospital	356	9	0	5	41	8
Toowong Private Hospital	7	1	0	0	0	0
Townsville Network	245	7	0	1	45	8
West Moreton	220	2	0	17	23	11
Wide Bay - North	72	1	0	1	12	3
Wide Bay - South	71	1	0	2	4	3
Total	4534	190	3	116	483	143

Overview of All Outcomes by Matter Type





Statewide Activity Report

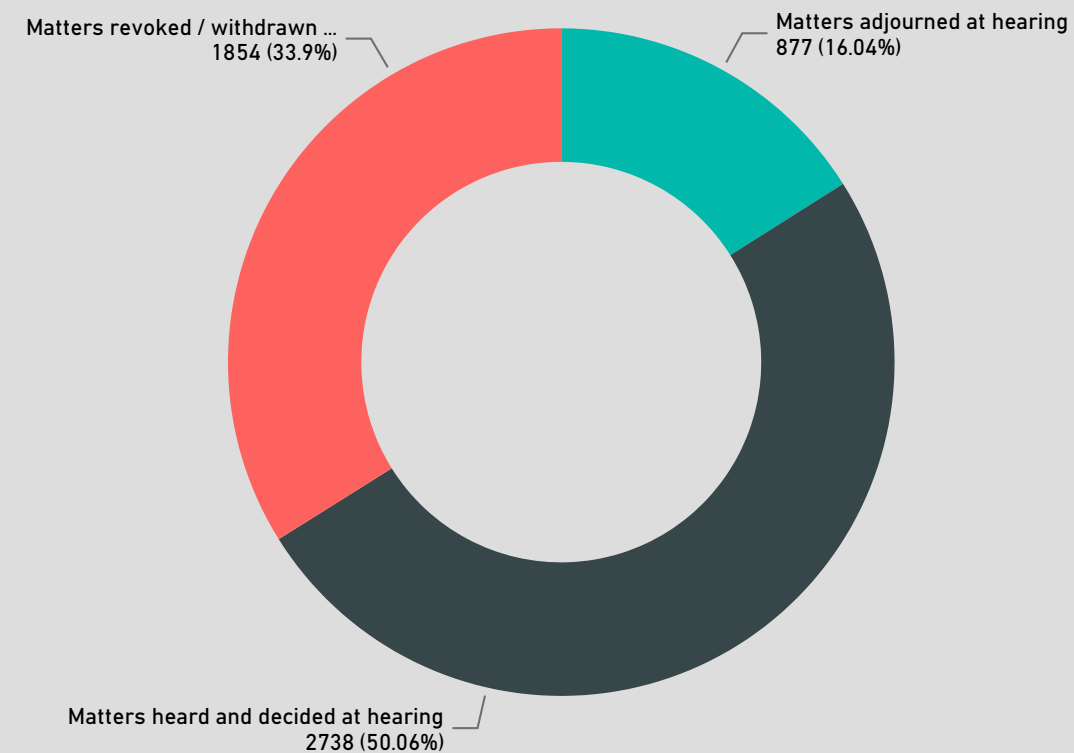
1 October 2019 - 31 December 2019



Outcome by Type

Service	Matters adjourned at hearing	Matters revoked or withdrawn prior to hearing	Matters heard and decided at hearing	Total
Bayside	34	71	85	190
Belmont Private Hospital	2	7	5	14
Cairns Network	64	103	194	361
Central Queensland Network	46	51	149	246
Children's Health Queensland	1	8	3	12
Darling Downs	59	111	169	339
Forensic Disability Service	2	0	4	6
Gold Coast	105	221	263	589
Logan-Beaudesert	74	172	192	438
Mackay	22	71	63	156
New Farm Clinic	1	7	2	10
Pine Rivers Private Hospital Authorised Mental Health Service	0	0	1	1
Princess Alexandra Hospital	87	173	308	568
Redcliffe Caboolture	39	137	149	325
Royal Brisbane Women's Hospital	80	195	299	574
Sunshine Coast	35	114	202	351
The Park	21	4	88	113
The Prince Charles Hospital	58	172	189	419
Toowong Private Hospital	1	5	2	8
Townsville Network	76	79	151	306
West Moreton	50	74	149	273
Wide Bay - North	12	38	39	89
Wide Bay - South	8	41	32	81
Total	877	1854	2738	5469

Outcome by Type





Statewide Activity Report

1 October 2019 - 31 December 2019



Adjournments by Service

Service	Total matters that proceeded to hearing	Adjourned	% of Total Matters Adjourned ¹
Bayside	120	34	28.33%
Belmont Private Hospital	7	2	28.57%
Cairns Network	251	62	24.70%
Central Queensland Network	187	43	22.99%
Children's Health Queensland	4	1	25.00%
Darling Downs	225	58	25.78%
Forensic Disability Service	6	2	33.33%
Gold Coast	361	103	28.53%
Logan-Beaudesert	258	72	27.91%
Mackay	85	22	25.88%
New Farm Clinic	3	1	33.33%
Pine Rivers Private Hospital Authorised Mental Health Service	1	0	0.00%
Princess Alexandra Hospital	386	87	22.54%
Redcliffe Caboolture	182	37	20.33%
Royal Brisbane Women's Hospital	368	80	21.74%
Sunshine Coast	231	34	14.72%
The Park	109	21	19.27%
The Prince Charles Hospital	241	57	23.65%
Toowong Private Hospital	3	1	33.33%
Townsville Network	227	76	33.48%
West Moreton	199	50	25.13%
Wide Bay - North	50	11	22.00%
Wide Bay - South	42	10	23.81%
Total	3546	864	24.37%

Adjournments by Service

