

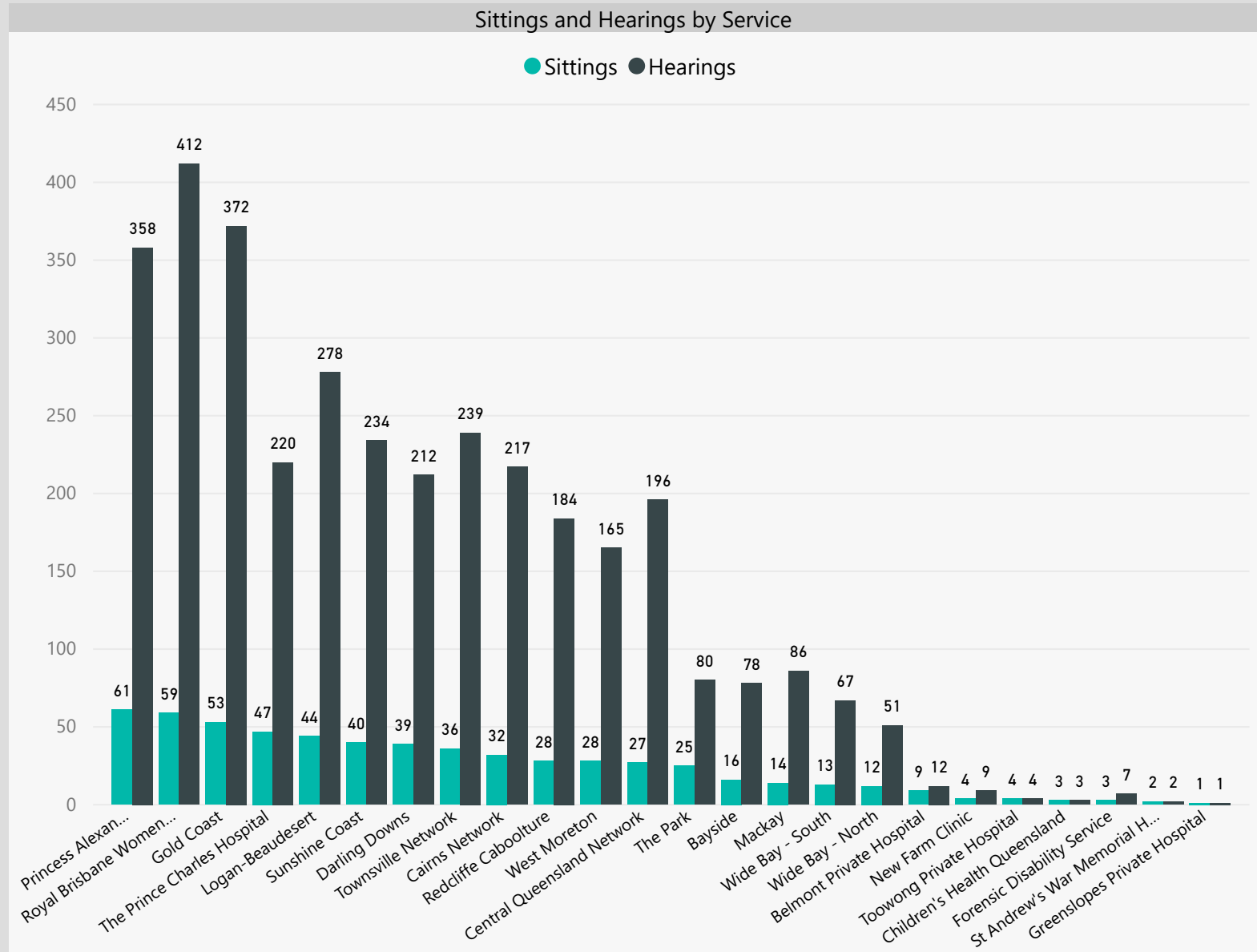


# Statewide Activity Report

1 July 2019 - 30 September 2019



Service	Sittings	Hearings
Bayside	16	78
Belmont Private Hospital	9	12
Cairns Network	32	217
Central Queensland Network	27	196
Children's Health Queensland	3	3
Darling Downs	39	212
Forensic Disability Service	3	7
Gold Coast	53	372
Greenslopes Private Hospital	1	1
Logan-Beaudesert	44	278
Mackay	14	86
New Farm Clinic	4	9
Princess Alexandra Hospital	61	358
Redcliffe Caboolture	28	184
Royal Brisbane Women's Hospital	59	412
St Andrew's War Memorial Hospital	2	2
Sunshine Coast	40	234
The Park	25	80
The Prince Charles Hospital	47	220
Toowong Private Hospital	4	4
Townsville Network	36	239
West Moreton	28	165
Wide Bay - North	12	51
Wide Bay - South	13	67
<b>Total</b>	<b>600</b>	<b>3487</b>



A sitting refers to an occasion where the Tribunal attends at an authorised mental health service. This can be either in person or via teleconference facilities. A sitting may be made up of a number of hearings and each hearing may involve a number of matters. For example, one hearing for a patient may involve a forensic order periodic review and a forensic order applicant review. This is recorded as one hearing, however it involves two matters.



# Statewide Activity Report

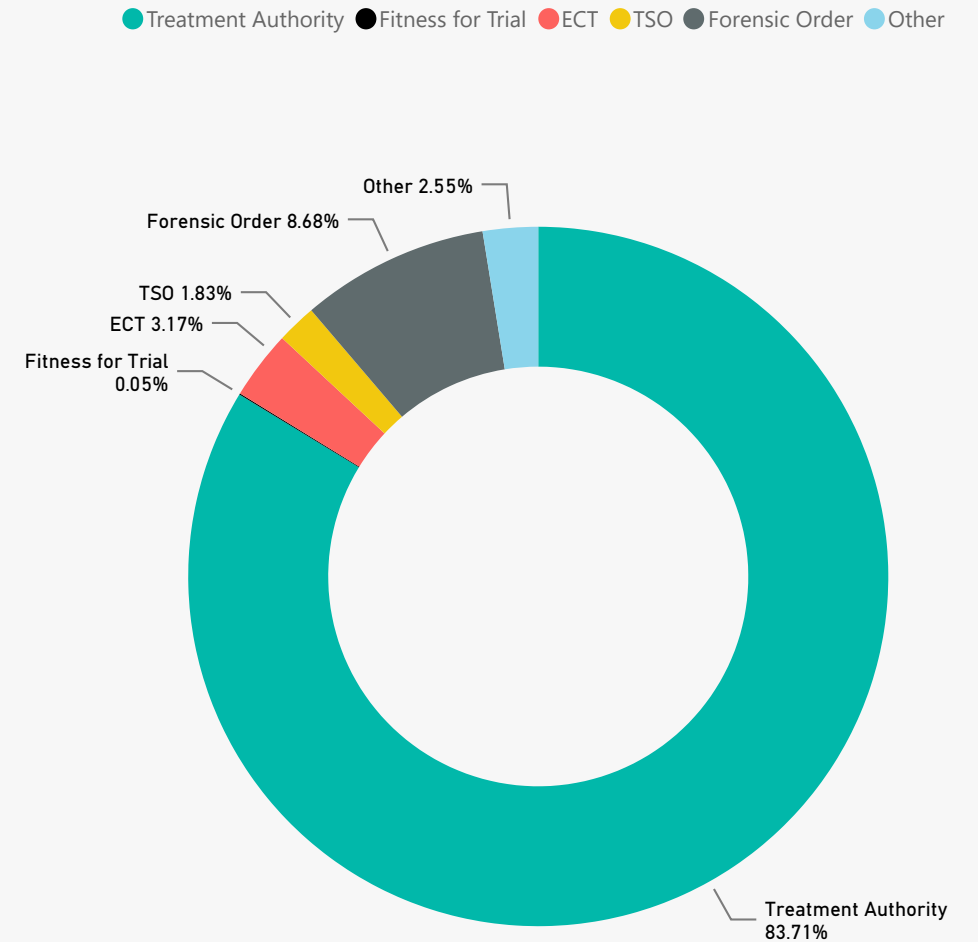
1 July 2019 - 30 September 2019



## Overview of All Outcomes by Matter Type

Service	Treatment Authority (TA)	Electroconvulsive Therapy (ECT)	Fitness for Trial (FFT)	Treatment Support Order (TSO)	Forensic Order (FO)	Other
Bayside	118	4	0	2	13	6
Belmont Private Hospital	30	6	0	0	0	1
Cairns Network	284	6	1	8	30	5
Central Queensland Network	246	5	0	6	17	1
Children's Health Queensland	8	0	0	0	0	0
Darling Downs	266	10	0	8	45	5
Forensic Disability Service	0	0	1	0	7	0
Gold Coast	562	19	0	9	19	6
Greenslopes Private Hospital	2	0	0	0	0	0
Logan-Beaudesert	380	11	0	6	33	9
Mackay	116	2	0	5	11	3
New Farm Clinic	16	1	0	0	0	0
Princess Alexandra Hospital	474	20	0	15	44	9
Redcliffe Caboolture	248	5	0	4	20	10
Royal Brisbane Women's Hospital	551	28	0	6	25	27
St Andrew's War Memorial Hospital	0	0	0	0	0	2
Sunshine Coast	309	25	0	1	23	9
The Park	22	10	1	0	49	9
The Prince Charles Hospital	333	12	0	8	33	11
Toowong Private Hospital	6	3	0	0	0	0
Townsville Network	242	1	0	9	50	9
West Moreton	196	2	0	7	39	9
Wide Bay - North	80	1	0	3	9	3
Wide Bay - South	80	2	0	3	7	5
<b>Total</b>	<b>4569</b>	<b>173</b>	<b>3</b>	<b>100</b>	<b>474</b>	<b>139</b>

## Overview of All Outcomes by Matter Type





# Statewide Activity Report

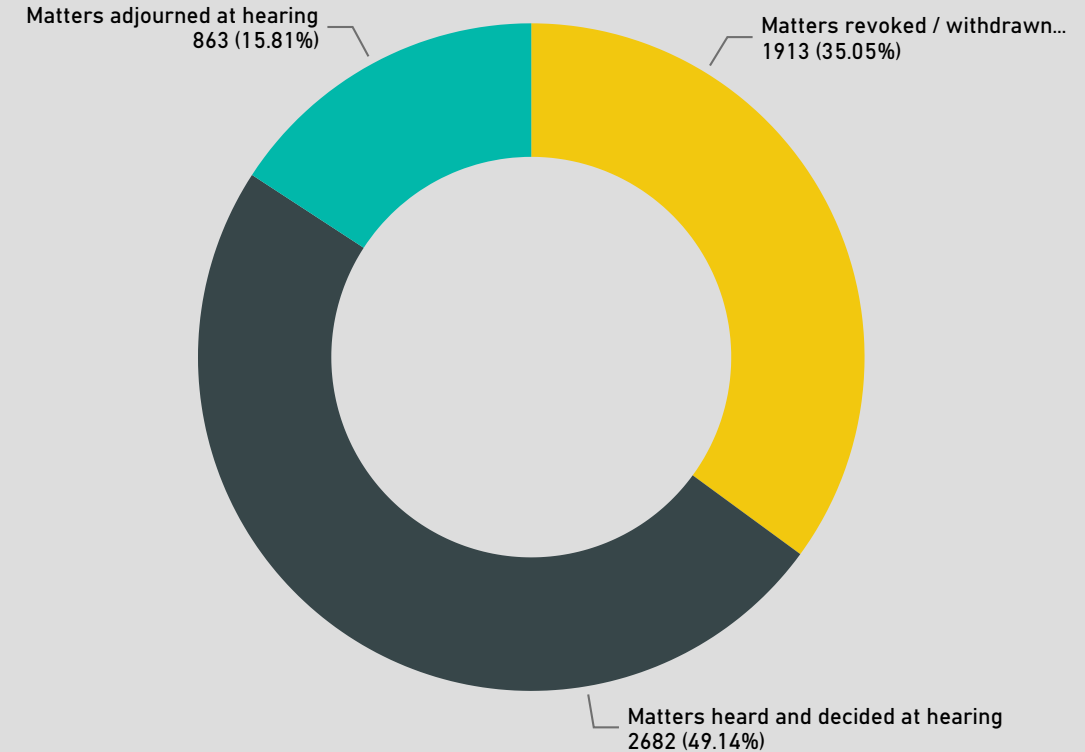
1 July 2019 - 30 September 2019



## Outcome by Type

Service	Matters adjourned at hearing	Matters revoked or withdrawn prior to hearing	Matters heard and decided at hearing	Total
Bayside	24	63	56	143
Belmont Private Hospital	0	25	12	37
Cairns Network	51	115	168	334
Central Queensland Network	46	78	151	275
Children's Health Queensland	0	5	3	8
Darling Downs	70	122	142	334
Forensic Disability Service	2	0	6	8
Gold Coast	107	240	268	615
Greenslopes Private Hospital	0	1	1	2
Logan-Beaudesert	83	155	201	439
Mackay	15	49	73	137
New Farm Clinic	3	8	6	17
Princess Alexandra Hospital	83	201	278	562
Redcliffe Caboolture	38	99	150	287
Royal Brisbane Women's Hospital	88	215	334	637
St Andrew's War Memorial Hospital	1	0	1	2
Sunshine Coast	46	131	190	367
The Park	15	7	69	91
The Prince Charles Hospital	60	173	164	397
Toowong Private Hospital	1	5	3	9
Townsville Network	73	66	172	311
West Moreton	40	83	130	253
Wide Bay - North	3	44	49	96
Wide Bay - South	14	28	55	97
<b>Total</b>	<b>863</b>	<b>1913</b>	<b>2682</b>	<b>5458</b>

## Outcome by Type





# Statewide Activity Report

1 July 2019 - 30 September 2019



## Adjournments by Service

Service	Total matters that proceeded to hearing	Matters adjourned	% of Total Matters Adjourned
Bayside	81	24	29.63%
Belmont Private Hospital	12	0	0.00%
Cairns Network	220	52	23.64%
Central Queensland Network	186	44	23.66%
Children's Health Queensland	3	0	0.00%
Darling Downs	213	70	32.86%
Forensic Disability Service	8	2	25.00%
Gold Coast	374	107	28.61%
Greenslopes Private Hospital	1	0	0.00%
Logan-Beaudesert	282	82	29.08%
Mackay	88	15	17.05%
New Farm Clinic	9	3	33.33%
Princess Alexandra Hospital	349	81	23.21%
Redcliffe Caboolture	189	38	20.11%
Royal Brisbane Women's Hospital	416	88	21.15%
St Andrew's War Memorial Hospital	2	1	50.00%
Sunshine Coast	236	46	19.49%
The Park	84	15	17.86%
The Prince Charles Hospital	216	58	26.85%
Toowong Private Hospital	4	1	25.00%
Townsville Network	238	71	29.83%
West Moreton	170	40	23.53%
Wide Bay - North	53	3	5.66%
Wide Bay - South	69	14	20.29%
<b>Total</b>	<b>3503</b>	<b>855</b>	<b>24.41%</b>

## Adjournments by Service

