

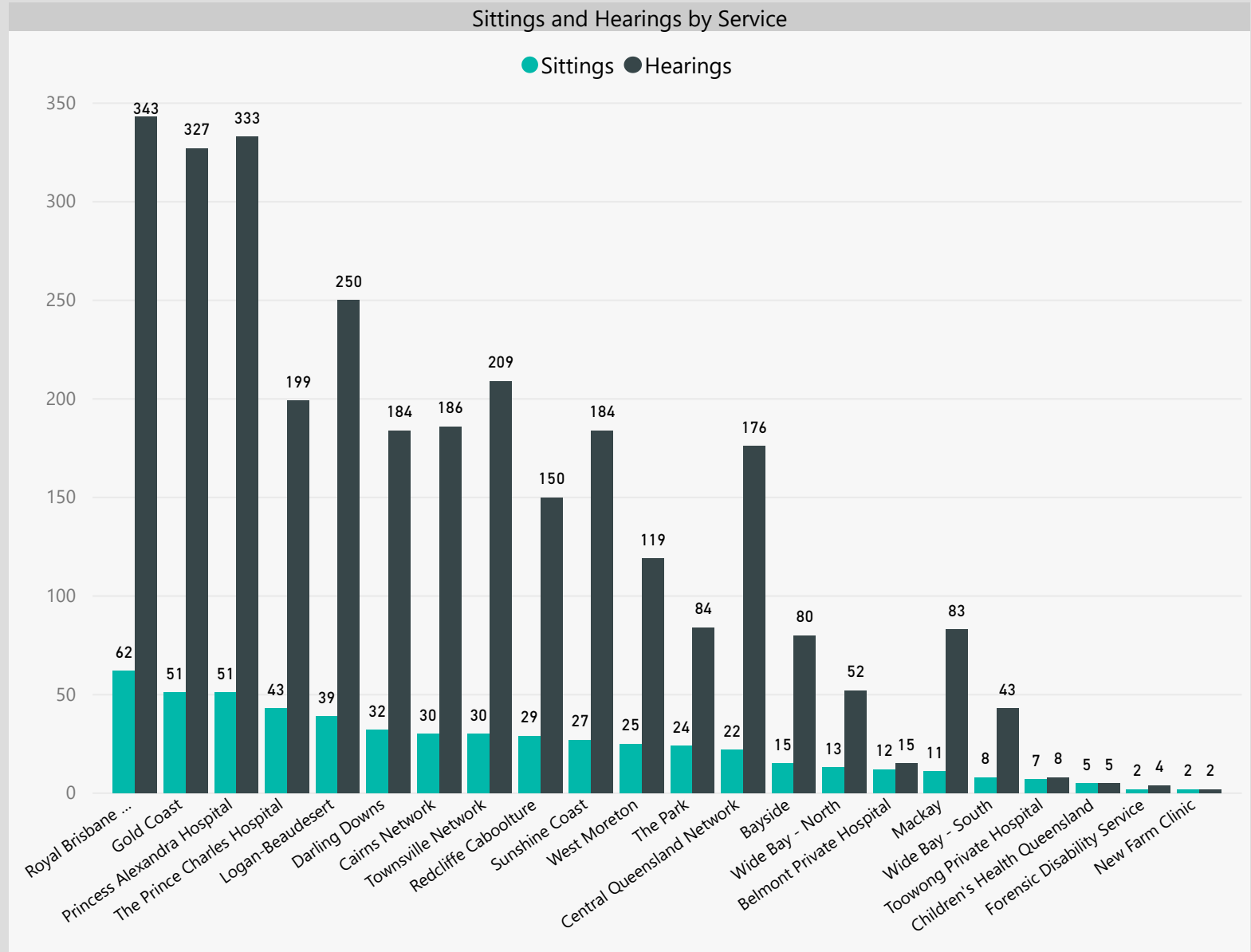


# Statewide Activity Report

1 April 2019 - 30 June 2019



| Service                         | Sittings   | Hearings    |
|---------------------------------|------------|-------------|
| Bayside                         | 15         | 80          |
| Belmont Private Hospital        | 12         | 15          |
| Cairns Network                  | 30         | 186         |
| Central Queensland Network      | 22         | 176         |
| Children's Health Queensland    | 5          | 5           |
| Darling Downs                   | 32         | 184         |
| Forensic Disability Service     | 2          | 4           |
| Gold Coast                      | 51         | 327         |
| Logan-Beaudesert                | 39         | 250         |
| Mackay                          | 11         | 83          |
| New Farm Clinic                 | 2          | 2           |
| Princess Alexandra Hospital     | 51         | 333         |
| Redcliffe Caboolture            | 29         | 150         |
| Royal Brisbane Women's Hospital | 62         | 343         |
| Sunshine Coast                  | 27         | 184         |
| The Park                        | 24         | 84          |
| The Prince Charles Hospital     | 43         | 199         |
| Toowong Private Hospital        | 7          | 8           |
| Townsville Network              | 30         | 209         |
| West Moreton                    | 25         | 119         |
| Wide Bay - North                | 13         | 52          |
| Wide Bay - South                | 8          | 43          |
| <b>Total</b>                    | <b>540</b> | <b>3036</b> |



A sitting refers to an occasion where the Tribunal attends at an authorised mental health service. This can be either in person or via teleconference facilities. A sitting may be made up of a number of hearings and each hearing may involve a number of matters. For example, one hearing for a patient may involve a forensic order periodic review and a forensic order applicant review. This is recorded as one hearing, however it involves two matters.



# Statewide Activity Report

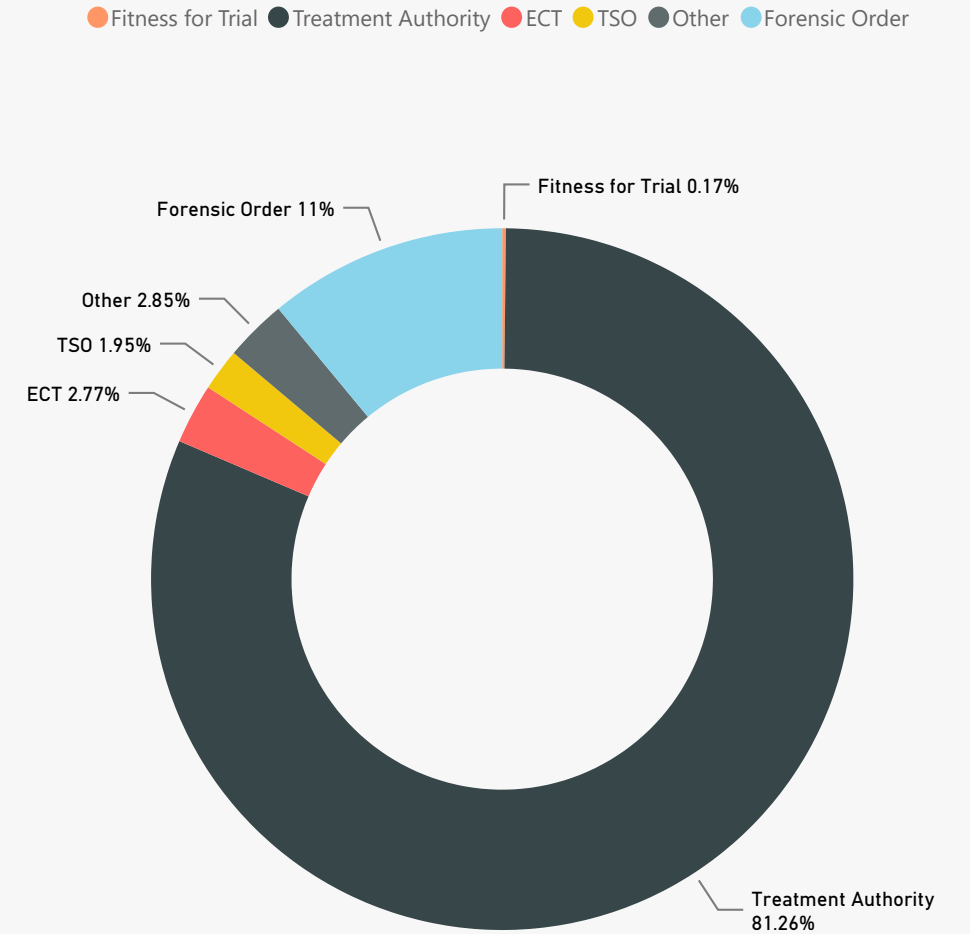
1 April 2019 - 30 June 2019



## Overview of All Outcomes by Matter Type

| Service                         | Treatment Authority | Electroconvulsive Therapy | Fitness for Trial | Treatment Support Order | Forensic Order | Other      |
|---------------------------------|---------------------|---------------------------|-------------------|-------------------------|----------------|------------|
| Bayside                         | 118                 | 1                         | 0                 | 3                       | 11             | 6          |
| Belmont Private Hospital        | 28                  | 10                        | 0                 | 0                       | 0              | 0          |
| Cairns Network                  | 225                 | 1                         | 0                 | 2                       | 35             | 6          |
| Central Queensland Network      | 199                 | 1                         | 0                 | 1                       | 10             | 4          |
| Children's Health Queensland    | 13                  | 0                         | 0                 | 0                       | 1              | 0          |
| Darling Downs                   | 224                 | 4                         | 0                 | 7                       | 42             | 6          |
| Forensic Disability Service     | 0                   | 0                         | 0                 | 0                       | 4              | 0          |
| Gold Coast                      | 489                 | 13                        | 2                 | 15                      | 32             | 12         |
| Logan-Beaudesert                | 345                 | 5                         | 0                 | 6                       | 37             | 9          |
| Mackay                          | 118                 | 1                         | 0                 | 4                       | 6              | 4          |
| New Farm Clinic                 | 6                   | 0                         | 0                 | 0                       | 0              | 0          |
| Princess Alexandra Hospital     | 409                 | 13                        | 3                 | 12                      | 54             | 9          |
| Redcliffe Caboolture            | 199                 | 7                         | 0                 | 2                       | 27             | 13         |
| Royal Brisbane Women's Hospital | 419                 | 34                        | 0                 | 13                      | 35             | 20         |
| Sunshine Coast                  | 232                 | 12                        | 0                 | 6                       | 26             | 6          |
| The Park                        | 36                  | 6                         | 1                 | 0                       | 51             | 3          |
| The Prince Charles Hospital     | 276                 | 12                        | 0                 | 4                       | 46             | 14         |
| Toowong Private Hospital        | 10                  | 4                         | 0                 | 0                       | 0              | 1          |
| Townsville Network              | 231                 | 2                         | 0                 | 4                       | 51             | 5          |
| West Moreton                    | 146                 | 3                         | 0                 | 9                       | 26             | 6          |
| Wide Bay - North                | 62                  | 2                         | 2                 | 1                       | 17             | 2          |
| Wide Bay - South                | 58                  | 0                         | 0                 | 3                       | 9              | 9          |
| <b>Total</b>                    | <b>3843</b>         | <b>131</b>                | <b>8</b>          | <b>92</b>               | <b>520</b>     | <b>135</b> |

## Overview of All Outcomes by Matter Type





# Statewide Activity Report

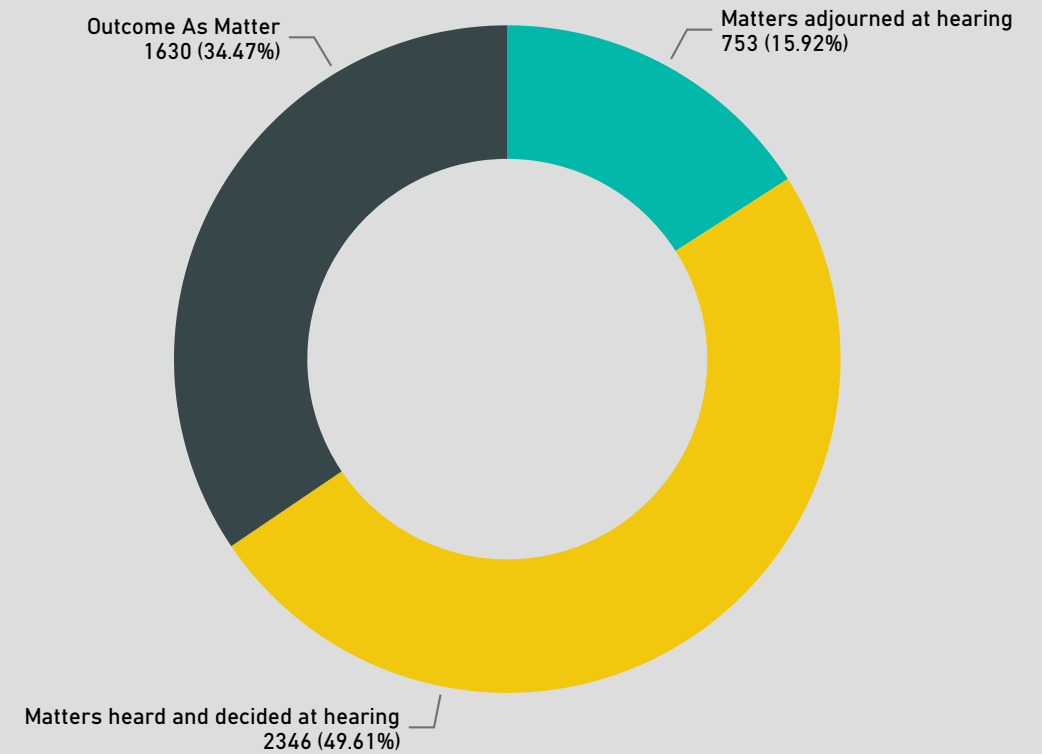
1 April 2019 - 30 June 2019



## Outcome by Type

| Service                         | Matters adjourned at hearing | Matters revoked or withdrawn prior to hearing | Matters heard and decided at hearing | Total <sup>1</sup> |
|---------------------------------|------------------------------|---|--------------------------------------|--------------------|
| Bayside                         | 21                           | 56  | 62                                   | 139                |
| Belmont Private Hospital        | 6                            | 23  | 9                                    | 38                 |
| Cairns Network                  | 38                           | 79  | 152                                  | 269                |
| Central Queensland Network      | 52                           | 37  | 126                                  | 215                |
| Children's Health Queensland    | 0                            | 9   | 5                                    | 14                 |
| Darling Downs                   | 49                           | 99  | 135                                  | 283                |
| Forensic Disability Service     | 2                            | 0   | 2                                    | 4                  |
| Gold Coast                      | 90                           | 227   | 246                                  | 563                |
| Logan-Beaudesert                | 72                           | 149   | 181                                  | 402                |
| Mackay                          | 13                           | 49  | 71                                   | 133                |
| New Farm Clinic                 | 0                            | 4   | 2                                    | 6                  |
| Princess Alexandra Hospital     | 95                           | 165   | 240                                  | 500                |
| Redcliffe Caboolture            | 34                           | 93  | 121                                  | 248                |
| Royal Brisbane Women's Hospital | 66                           | 165   | 290                                  | 521                |
| Sunshine Coast                  | 34                           | 93  | 155                                  | 282                |
| The Park                        | 14                           | 12  | 71                                   | 97                 |
| The Prince Charles Hospital     | 50                           | 147   | 155                                  | 352                |
| Toowong Private Hospital        | 2                            | 6   | 7                                    | 15                 |
| Townsville Network              | 64                           | 80  | 149                                  | 293                |
| West Moreton                    | 30                           | 69  | 91                                   | 190                |
| Wide Bay - North                | 10                           | 34  | 42                                   | 86                 |
| Wide Bay - South                | 11                           | 34  | 34                                   | 79                 |
| <b>Total</b>                    | <b>753</b>                   | <b>1630</b>                                   | <b>2346</b>                          | <b>4,729</b>       |

## Outcome by Type





# Statewide Activity Report

1 April 2019 - 30 June 2019



## Adjournments by Service

| Service                         | Total matters that proceeded to hearing | Matters adjourned | % of Total Matters Adjourned |
|---------------------------------|---|-------------------|------------------------------|
| Bayside                         | 82                                      | 21                | 25.61%                       |
| Belmont Private Hospital        | 15                                      | 6                 | 40.00%                       |
| Cairns Network                  | 182                                     | 36                | 19.78%                       |
| Central Queensland Network      | 166                                     | 49                | 29.52%                       |
| Children's Health Queensland    | 5                                       | 0                 | 0.00%                        |
| Darling Downs                   | 185                                     | 49                | 26.49%                       |
| Forensic Disability Service     | 4                                       | 2                 | 50.00%                       |
| Gold Coast                      | 336                                     | 90                | 26.79%                       |
| Logan-Beaudesert                | 253                                     | 72                | 28.46%                       |
| Mackay                          | 84                                      | 13                | 15.48%                       |
| New Farm Clinic                 | 3                                       | 1                 | 33.33%                       |
| Princess Alexandra Hospital     | 328                                     | 91                | 27.74%                       |
| Redcliffe Caboolture            | 155                                     | 34                | 21.94%                       |
| Royal Brisbane Women's Hospital | 347                                     | 65                | 18.73%                       |
| Sunshine Coast                  | 189                                     | 34                | 17.99%                       |
| The Park                        | 85                                      | 14                | 16.47%                       |
| The Prince Charles Hospital     | 198                                     | 46                | 23.23%                       |
| Toowong Private Hospital        | 9                                       | 2                 | 22.22%                       |
| Townsville Network              | 209                                     | 62                | 29.67%                       |
| West Moreton                    | 121                                     | 30                | 24.79%                       |
| Wide Bay - North                | 53                                      | 11                | 20.75%                       |
| Wide Bay - South                | 46                                      | 11                | 23.91%                       |
| <b>Total</b>                    | <b>3055</b>                             | <b>739</b>        | <b>24.19%</b>                |

## Adjournments by Service

