



# Statewide Activity Report

1 January 2019 - 31 March 2019

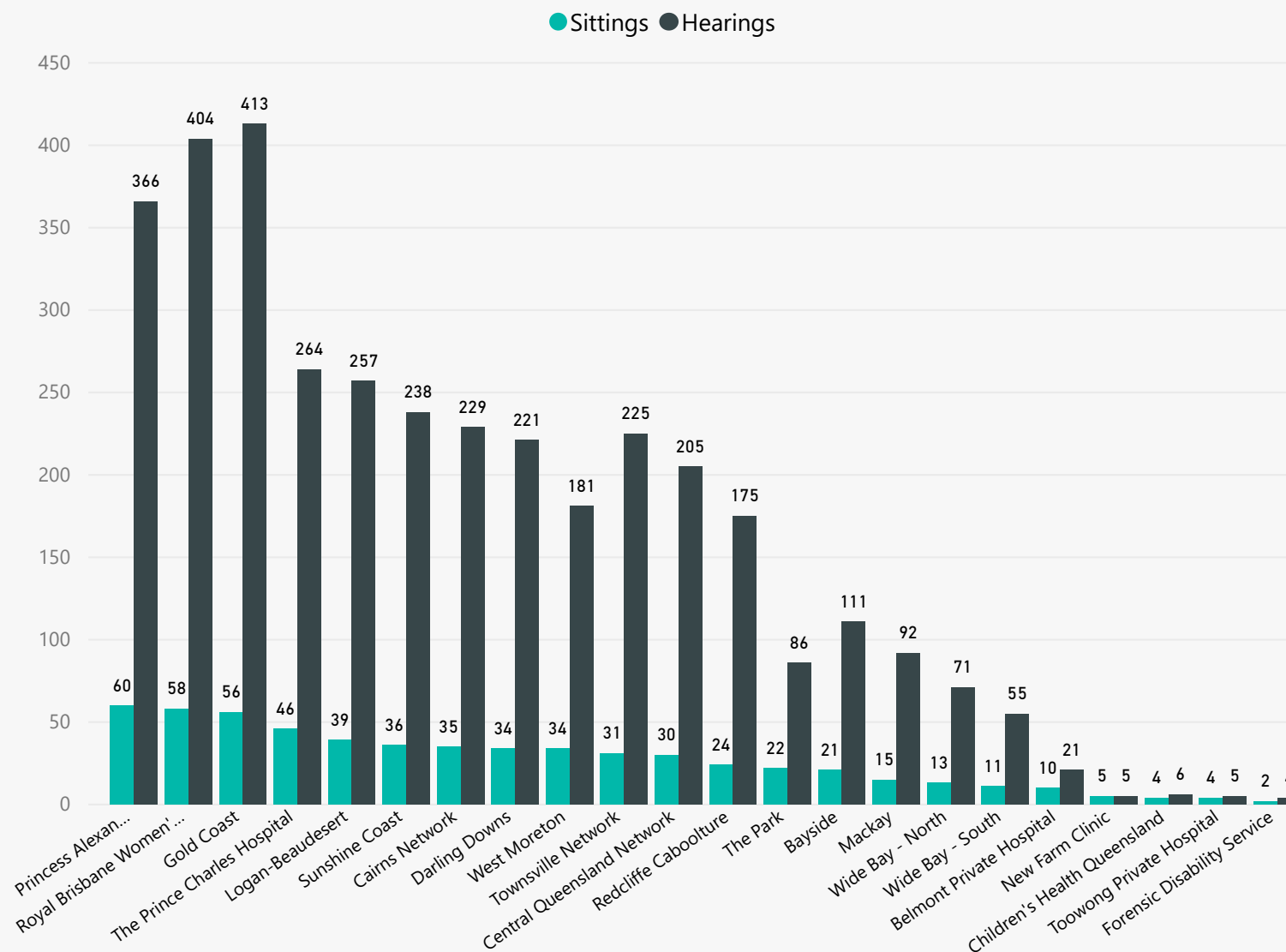
**mhrt**



Mental Health Review Tribunal

Service	Sittings	Hearings
Bayside	21	111
Belmont Private Hospital	10	21
Cairns Network	35	229
Central Queensland Network	30	205
Children's Health Queensland	4	6
Darling Downs	34	221
Forensic Disability Service	2	4
Gold Coast	56	413
Logan-Beaudesert	39	257
Mackay	15	92
New Farm Clinic	5	5
Princess Alexandra Hospital	60	366
Redcliffe Caboolture	24	175
Royal Brisbane Women's Hospital	58	404
Sunshine Coast	36	238
The Park	22	86
The Prince Charles Hospital	46	264
Toowong Private Hospital	4	5
Townsville Network	31	225
West Moreton	34	181
Wide Bay - North	13	71
Wide Bay - South	11	55
<b>Total</b>	<b>590</b>	<b>3634</b>

Sittings and Hearings by Service



A sitting refers to an occasion where the Tribunal attends at an authorised mental health service. This can be either in person or via teleconference facilities. A sitting may be made up of a number of hearings and each hearing may involve a number of matters. For example, one hearing for a patient may involve a forensic order periodic review and a forensic order applicant review. This is recorded as one hearing, however it involves two matters.



# Statewide Activity Report

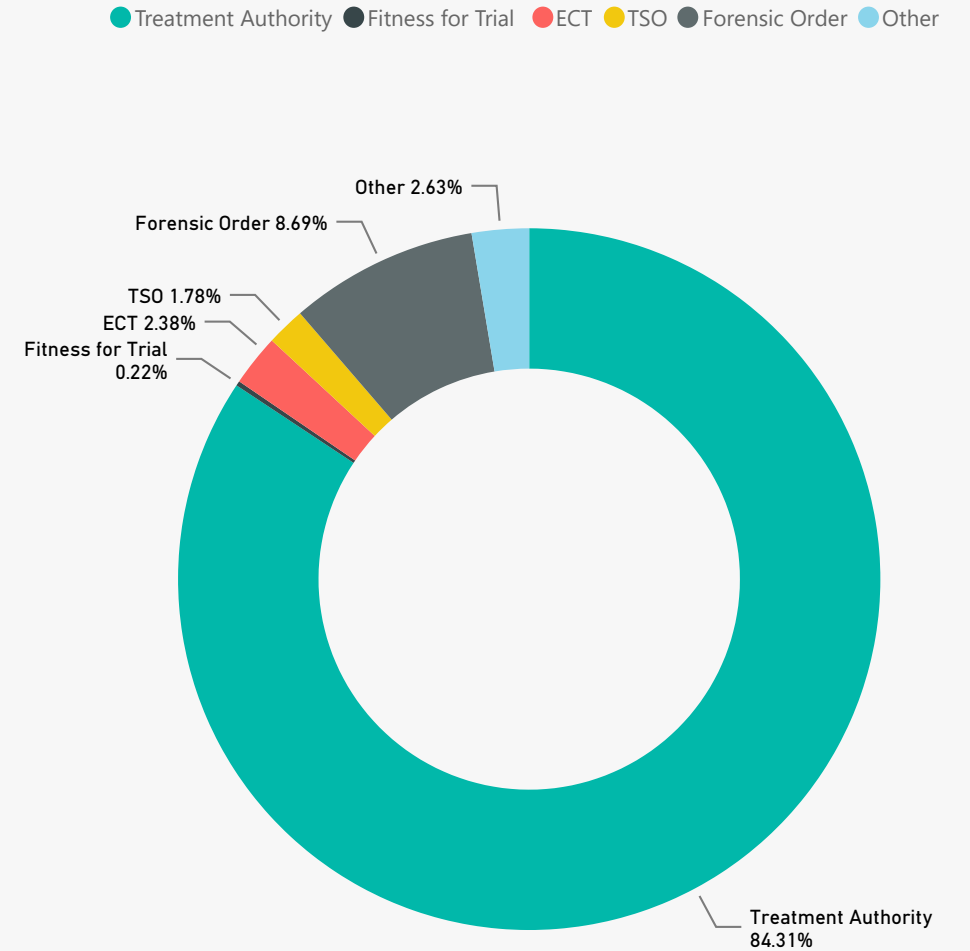
1 January 2019 - 31 March 2019



## Overview of All Outcomes by Matter Type

Service	Treatment Authority (TA)	Electroconvulsive Therapy (ECT)	Fitness for Trial (FFT)	Treatment Support Order (TSO)	Foresic Order (FO)	Other
Bayside	144	6	0	2	18	2
Belmont Private Hospital	37	7	0	0	0	0
Cairns Network	323	4	1	11	20	14
Central Queensland Network	222	5	0	5	15	5
Children's Health Queensland	15	1	0	0	0	0
Darling Downs	258	2	0	8	43	7
Forensic Disability Service	0	0	0	0	4	0
Gold Coast	571	27	5	9	18	16
Logan-Beaudesert	339	11	0	3	28	12
Mackay	109	4	0	1	18	5
New Farm Clinic	16	2	0	0	0	0
Princess Alexandra Hospital	426	15	1	13	51	7
Redcliffe Caboolture	229	4	0	3	20	7
Royal Brisbane Women's Hospital	562	13	0	6	26	23
Sunshine Coast	301	12	0	4	34	7
The Park	43	3	3	0	45	2
The Prince Charles Hospital	402	5	0	7	33	16
Toowong Private Hospital	5	1	0	0	0	0
Townsville Network	262	1	0	8	46	4
West Moreton	222	5	1	10	43	10
Wide Bay - North	89	3	1	3	8	3
Wide Bay - South	74	0	0	5	9	5
<b>Total</b>	<b>4649</b>	<b>131</b>	<b>12</b>	<b>98</b>	<b>479</b>	<b>145</b>

## Overview of All Outcomes by Matter Type





# Statewide Activity Report

1 January 2019 - 31 March 2019

# mhrt

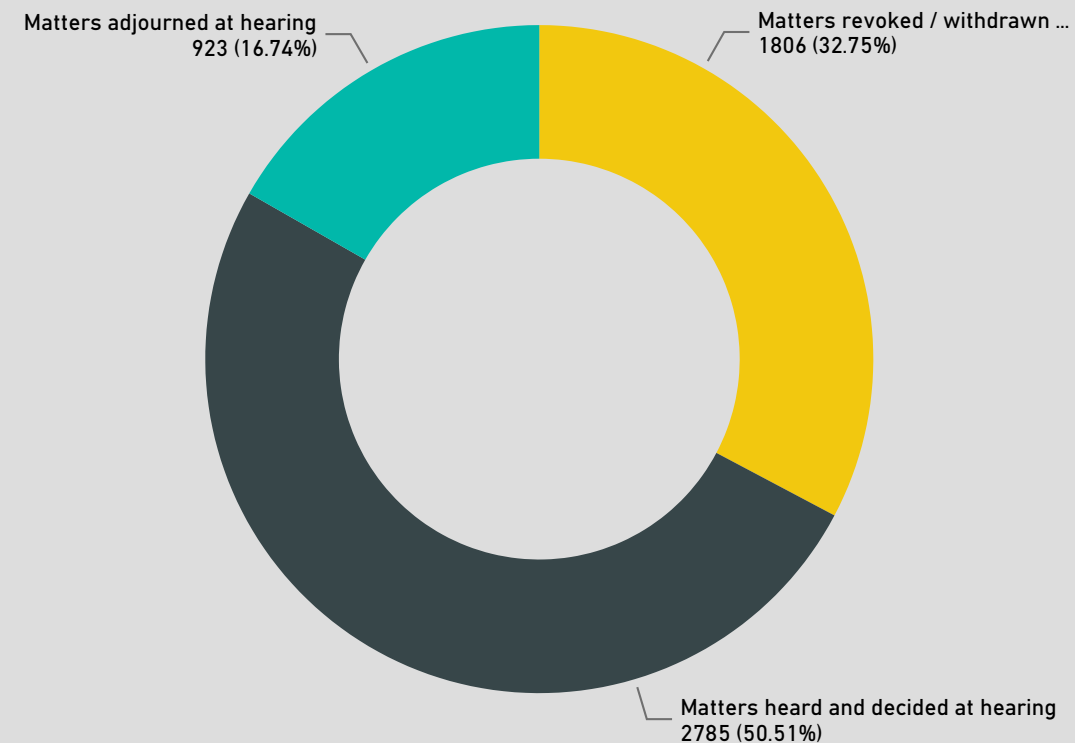


Mental Health Review Tribunal

## Outcome by Type

Service	Matters adjourned at hearing	Matters revoked or withdrawn prior to hearing	Matters heard and decided at hearing	Total
Bayside	32	59	81	172
Belmont Private Hospital	6	23	15	44
Cairns Network	58	137	178	373
Central Queensland Network	52	45	155	252
Children's Health Queensland	2	10	4	16
Darling Downs	61	93	164	318
Forensic Disability Service	0	0	4	4
Gold Coast	113	223	310	646
Logan-Beaudesert	78	131	184	393
Mackay	21	42	74	137
New Farm Clinic	1	13	4	18
Princess Alexandra Hospital	88	143	282	513
Redcliffe Caboolture	54	84	125	263
Royal Brisbane Women's Hospital	71	214	345	630
Sunshine Coast	55	117	186	358
The Park	11	10	75	96
The Prince Charles Hospital	96	191	176	463
Toowong Private Hospital	1	1	4	6
Townsville Network	57	93	171	321
West Moreton	36	106	149	291
Wide Bay - North	14	34	59	107
Wide Bay - South	16	37	40	93
<b>Total</b>	<b>923</b>	<b>1806</b>	<b>2785</b>	<b>5514</b>

## Outcome by Type





# Statewide Activity Report

1 January 2019 - 31 March 2019



## Adjournments by Service

Service	Total matters that proceeded to hearing	Matters adjourned	% of Total Matters Adjourned
Bayside	113	32	28.32%
Belmont Private Hospital	21	6	28.57%
Cairns Network	237	59	24.89%
Central Queensland Network	207	52	25.12%
Children's Health Queensland	6	2	33.33%
Darling Downs	225	61	27.11%
Forensic Disability Service	4	0	0.00%
Gold Coast	423	113	26.71%
Logan-Beaudesert	262	78	29.77%
Mackay	94	20	21.28%
New Farm Clinic	5	1	20.00%
Princess Alexandra Hospital	370	88	23.78%
Redcliffe Caboolture	180	55	30.56%
Royal Brisbane Women's Hospital	416	71	17.07%
Sunshine Coast	241	55	22.82%
The Park	86	11	12.79%
The Prince Charles Hospital	272	95	34.93%
Toowong Private Hospital	5	1	20.00%
Townsville Network	228	57	25.00%
West Moreton	185	36	19.46%
Wide Bay - North	73	14	19.18%
Wide Bay - South	55	16	29.09%
<b>Total</b>	<b>3708</b>	<b>923</b>	<b>24.89%</b>

## Adjournments by Service

