



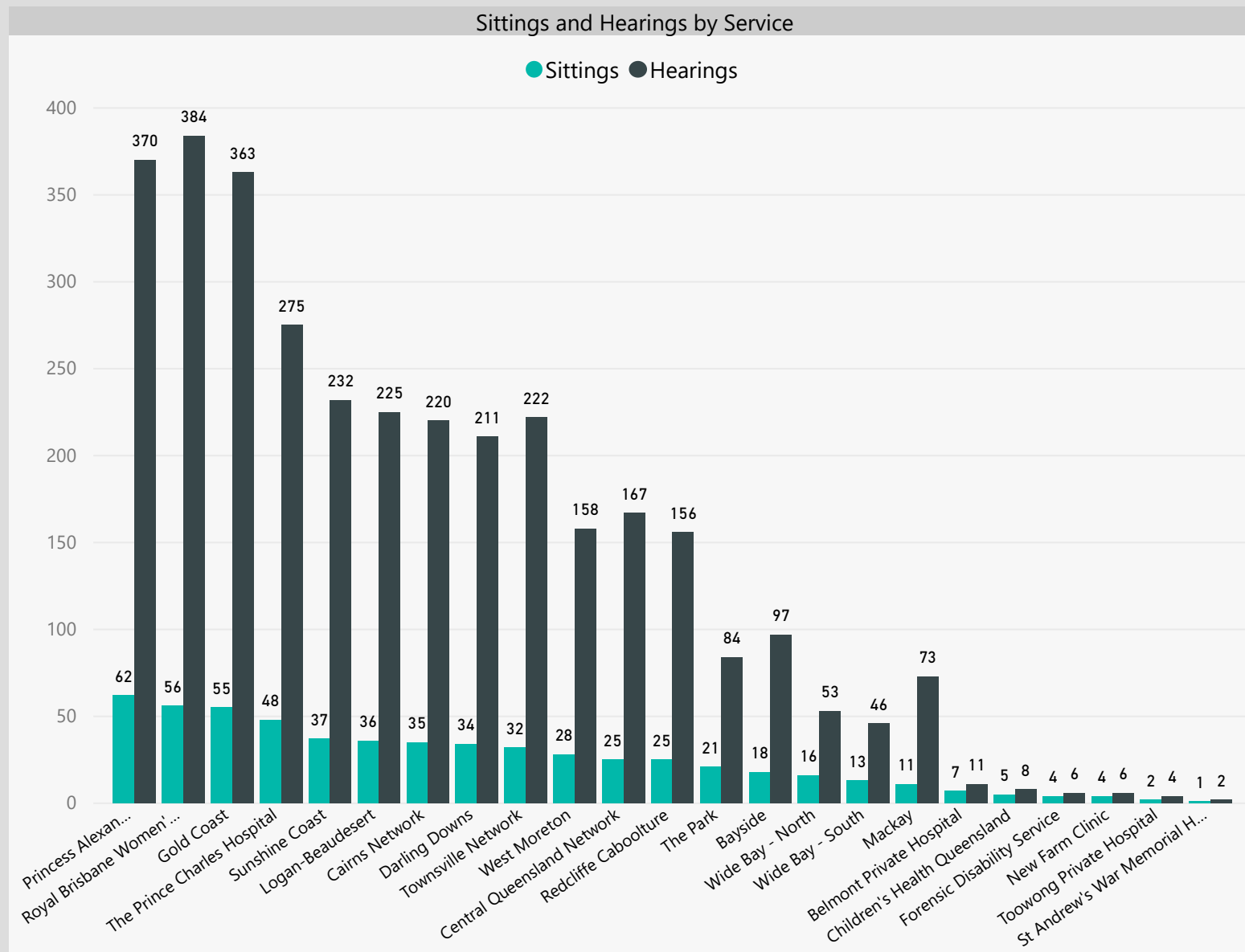
Statewide Activity Report

1 October 2018 - 31 December 2018



Service	Sittings	Hearings
Bayside	18	97
Belmont Private Hospital	7	11
Cairns Network	35	220
Central Queensland Network	25	167
Children's Health Queensland	5	8
Darling Downs	34	211
Forensic Disability Service	4	6
Gold Coast	55	363
Logan-Beaudesert	36	225
Mackay	11	73
New Farm Clinic	4	6
Princess Alexandra Hospital	62	370
Redcliffe Caboolture	25	156
Royal Brisbane Women's Hospital	56	384
St Andrew's War Memorial Hospital	1	2
Sunshine Coast	37	232
The Park	21	84
The Prince Charles Hospital	48	275
Toowong Private Hospital	2	4
Townsville Network	32	222
West Moreton	28	158
Wide Bay - North	16	53
Wide Bay - South	13	46
Total	575	3,373

A sitting refers to an occasion where the Tribunal attends at an authorised mental health service. This can be either in person or via teleconference facilities. A sitting may be made up of a number of hearings and each hearing may involve a number of matters. For example, one hearing for a patient may involve a forensic order periodic review and a forensic order applicant review. This is recorded as one hearing, however it involves two matters.





Statewide Activity Report

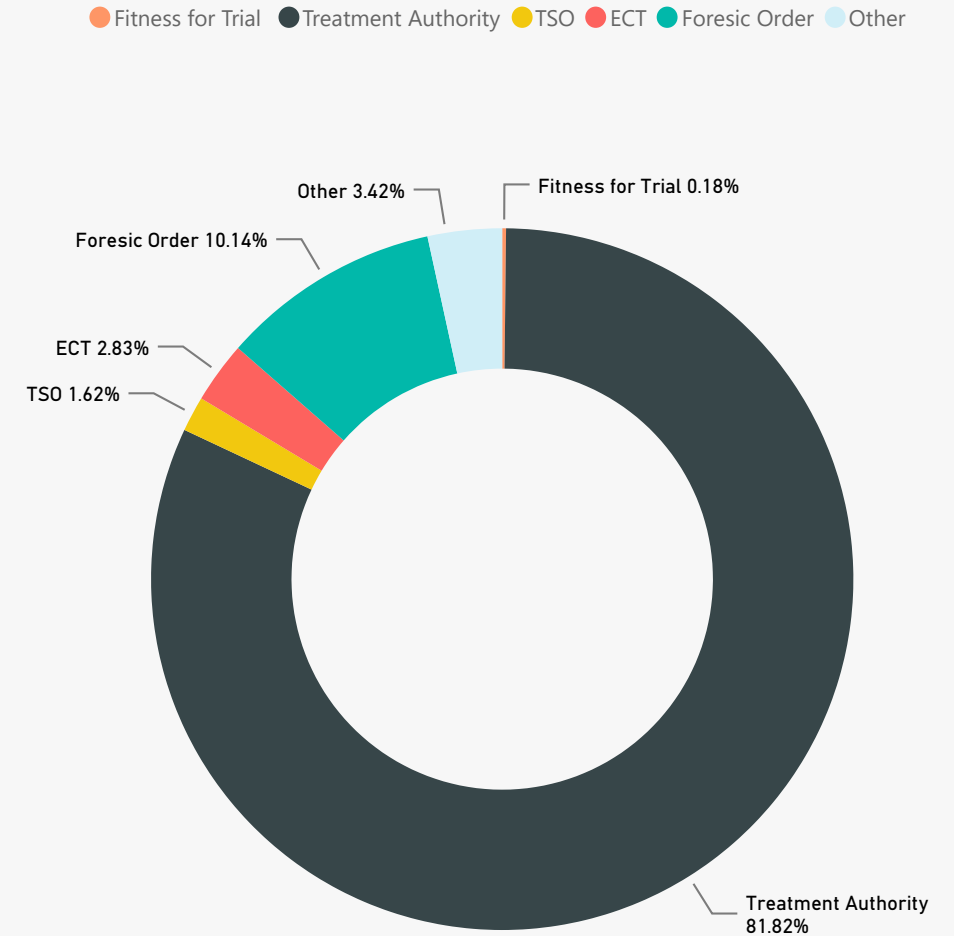
1 October 2018 - 31 December 2018



Overview of All Outcomes by Matter Type

Service	Treatment Authority (TA)	Electroconvulsive Therapy (ECT)	Fitness for Trial (FFT)	Treatment Support Order (TSO)	Foresic Order (FO)	Other
Bayside	131	3	0	2	16	5
Belmont Private Hospital	21	4	0	0	0	0
Cairns Network	287	6	1	1	30	17
Central Queensland Network	187	8	0	0	12	3
Children's Health Queensland	17	0	0	0	1	1
Darling Downs	256	9	0	8	43	16
Forensic Disability Service	0	0	0	0	5	3
Gold Coast	519	25	2	13	28	26
Logan-Beaudesert	295	4	0	4	33	11
Mackay	99	0	0	3	10	1
New Farm Clinic	14	1	0	0	0	1
Princess Alexandra Hospital	419	15	0	8	49	6
Redcliffe Caboolture	242	2	0	3	25	9
Royal Brisbane Women's Hospital	463	29	0	13	36	24
St Andrew's War Memorial Hospital	0	0	0	0	0	0
Sunshine Coast	265	14	0	8	35	7
The Park	35	2	2	0	50	7
The Prince Charles Hospital	389	10	0	5	54	15
Toowong Private Hospital	8	1	0	0	0	0
Townsville Network	239	1	2	5	46	7
West Moreton	181	2	2	8	27	11
Wide Bay - North	63	6	0	0	13	3
Wide Bay - South	59	3	0	2	6	2
Total	4,189	145	9	83	519	175

Overview of All Outcomes by Matter Type





Statewide Activity Report

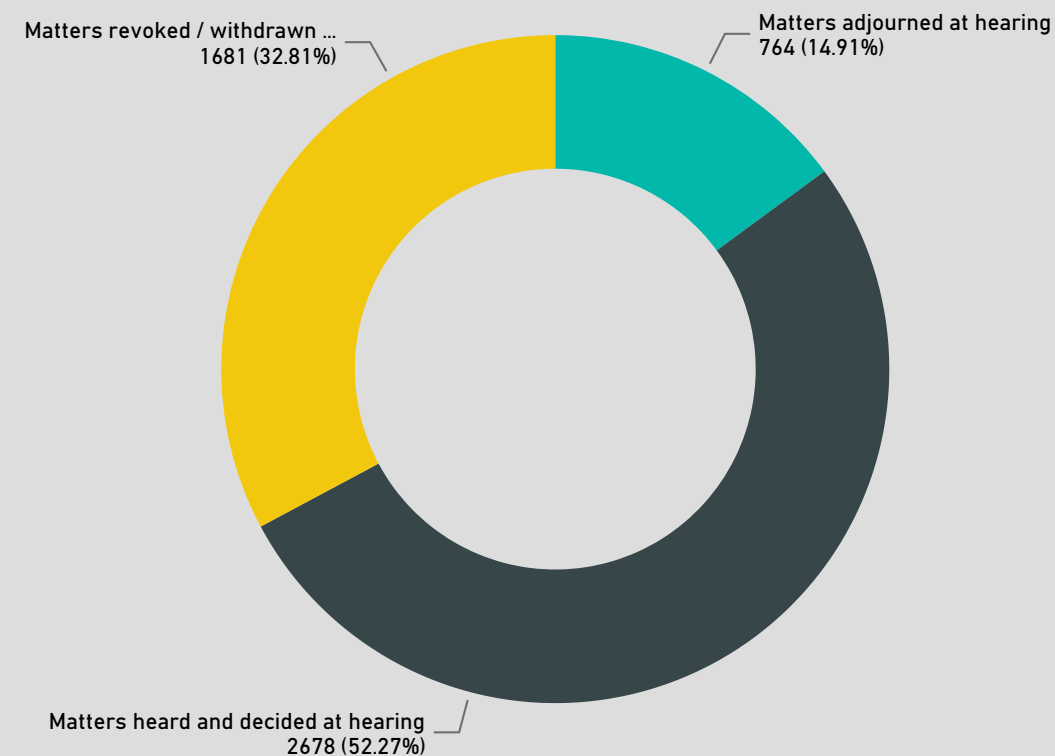
1 October 2018 - 31 December 2018



Outcome by Type

Service	Matters revoked or withdrawn prior to hearing	Matters heard and decided at hearing	Matters adjourned at hearing	Total
Bayside	60	79	18	157
Belmont Private Hospital	14	10	1	25
Cairns Network	115	179	48	342
Central Queensland Network	42	128	40	210
Children's Health Queensland	11	7	1	19
Darling Downs	116	171	45	332
Forensic Disability Service	0	4	4	8
Gold Coast	238	265	110	613
Logan-Beaudesert	116	174	57	347
Mackay	40	62	11	113
New Farm Clinic	10	5	1	16
Princess Alexandra Hospital	127	303	67	497
Redcliffe Caboolture	124	127	30	281
Royal Brisbane Women's Hospital	168	312	85	565
St Andrew's War Memorial Hospital	0	2	0	2
Sunshine Coast	92	175	62	329
The Park	11	76	10	97
The Prince Charles Hospital	194	210	69	473
Toowong Private Hospital	5	4	0	9
Townsville Network	73	178	49	300
West Moreton	70	131	30	231
Wide Bay - North	31	40	14	85
Wide Bay - South	24	36	12	72
Total	1681	2678	764	5123

Outcome by Type





Statewide Activity Report

1 October 2018 - 31 December 2018



Adjournments by Service

Service	Total Matters	Adjourned	% of Total Matters Adjourned
Bayside	97	18	18.56%
Belmont Private Hospital	11	1	9.09%
Cairns Network	229	49	21.40%
Central Queensland Network	168	40	23.81%
Children's Health Queensland	8	1	12.50%
Darling Downs	216	46	21.30%
Forensic Disability Service	8	4	50.00%
Gold Coast	376	110	29.26%
Logan-Beaudesert	229	56	24.45%
Mackay	73	11	15.07%
New Farm Clinic	6	1	16.67%
Princess Alexandra Hospital	371	67	18.06%
Redcliffe Caboolture	157	30	19.11%
Royal Brisbane Women's Hospital	396	84	21.21%
St Andrew's War Memorial Hospital	2	0	0.00%
Sunshine Coast	237	62	26.16%
The Park	86	10	11.63%
The Prince Charles Hospital	279	70	25.09%
Toowong Private Hospital	4	0	0.00%
Townsville Network	226	48	21.24%
West Moreton	161	30	18.63%
Wide Bay - North	54	14	25.93%
Wide Bay - South	48	12	25.00%
Total	3442	764	22.20%

Adjournments by Service

