



Statewide Activity Report

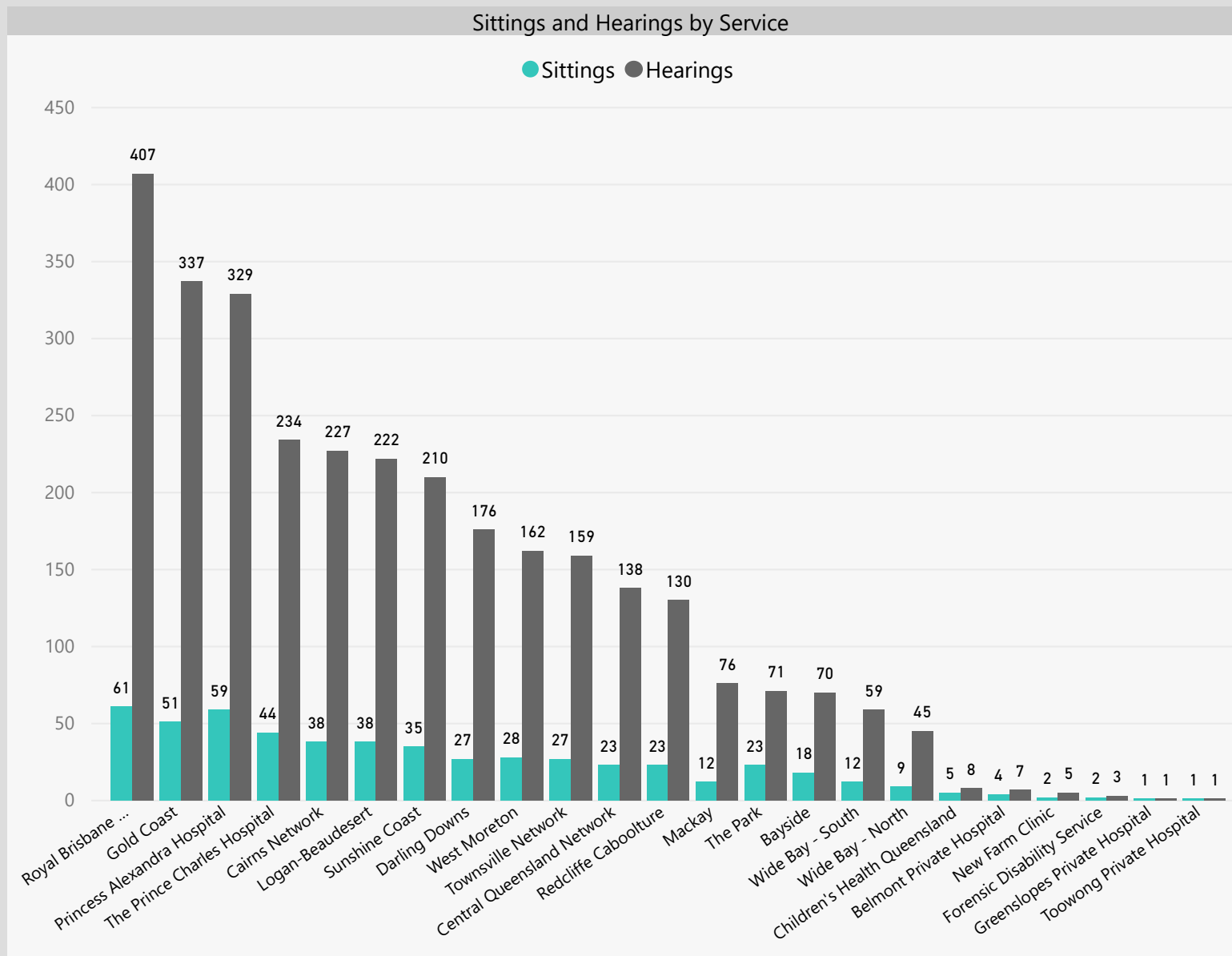
1 July 2018 - 30 September 2018

mhrt



Mental Health Review Tribunal

Service	Sittings	Hearings
Bayside	18	70
Belmont Private Hospital	4	7
Cairns Network	38	227
Central Queensland Network	23	138
Children's Health Queensland	5	8
Darling Downs	27	176
Forensic Disability Service	2	3
Gold Coast	51	337
Greenslopes Private Hospital	1	1
Logan-Beaudesert	38	222
Mackay	12	76
New Farm Clinic	2	5
Princess Alexandra Hospital	59	329
Redcliffe Caboolture	23	130
Royal Brisbane Women's Hospital	61	407
Sunshine Coast	35	210
The Park	23	71
The Prince Charles Hospital	44	234
Toowong Private Hospital	1	1
Townsville Network	27	159
West Moreton	28	162
Wide Bay - North	9	45
Wide Bay - South	12	59
Total	543	3077



A sitting refers to an occasion where the Tribunal attends at an authorised mental health service. This can be either in person or via teleconference facilities. A sitting may be made up of a number of hearings and each hearing may involve a number of matters. For example, one hearing for a patient may involve a forensic order periodic review and a forensic order applicant review. This is recorded as one hearing, however it involves two matters.



Statewide Activity Report

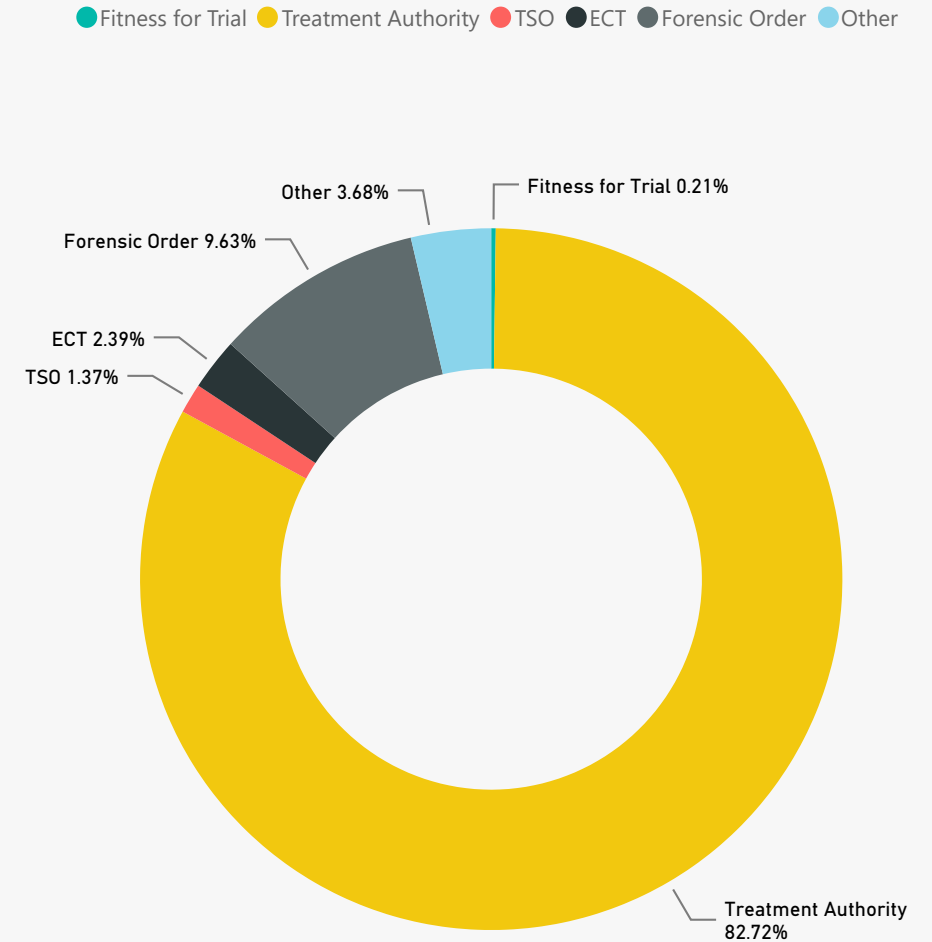
1 July 2018 - 30 September 2018



Overview of All Outcomes by Matter Type

Service	Treatment Authority (TA)	Electroconvulsive Therapy (ECT)	Fitness for Trial (FFT)	Treatment Support Order (TSO)	Forensic Order (FO)	Other
Bayside	101	6	0	2	6	7
Belmont Private Hospital	18	2	0	0	0	1
Cairns Network	301	5	2	9	19	14
Central Queensland Network	155	2	0	2	21	7
Children's Health Queensland	23	0	0	0	0	1
Darling Downs	235	3	0	7	34	12
Forensic Disability Service	0	0	0	0	3	0
Gold Coast	476	12	1	8	27	20
Greenslopes Private Hospital	1	0	0	0	0	0
Logan-Beaudesert	293	6	0	4	37	14
Mackay	127	1	0	1	14	2
New Farm Clinic	13	0	0	0	0	0
Princess Alexandra Hospital	386	19	1	8	55	7
Redcliffe Caboolture	213	2	0	2	16	9
Royal Brisbane Women's Hospital	501	27	0	2	30	29
Sunshine Coast	256	9	0	0	30	9
The Park	25	3	2	0	42	9
The Prince Charles Hospital	339	13	0	4	32	11
Toowong Private Hospital	7	1	0	0	0	0
Townsville Network	180	1	2	6	37	11
West Moreton	197	2	2	5	42	3
Wide Bay - North	61	1	0	1	7	3
Wide Bay - South	69	0	0	5	11	8
Total	3977	115	10	66	463	177

Overview of All Outcomes by Matter Type





Statewide Activity Report

1 July 2018 - 30 September 2018

mhrt

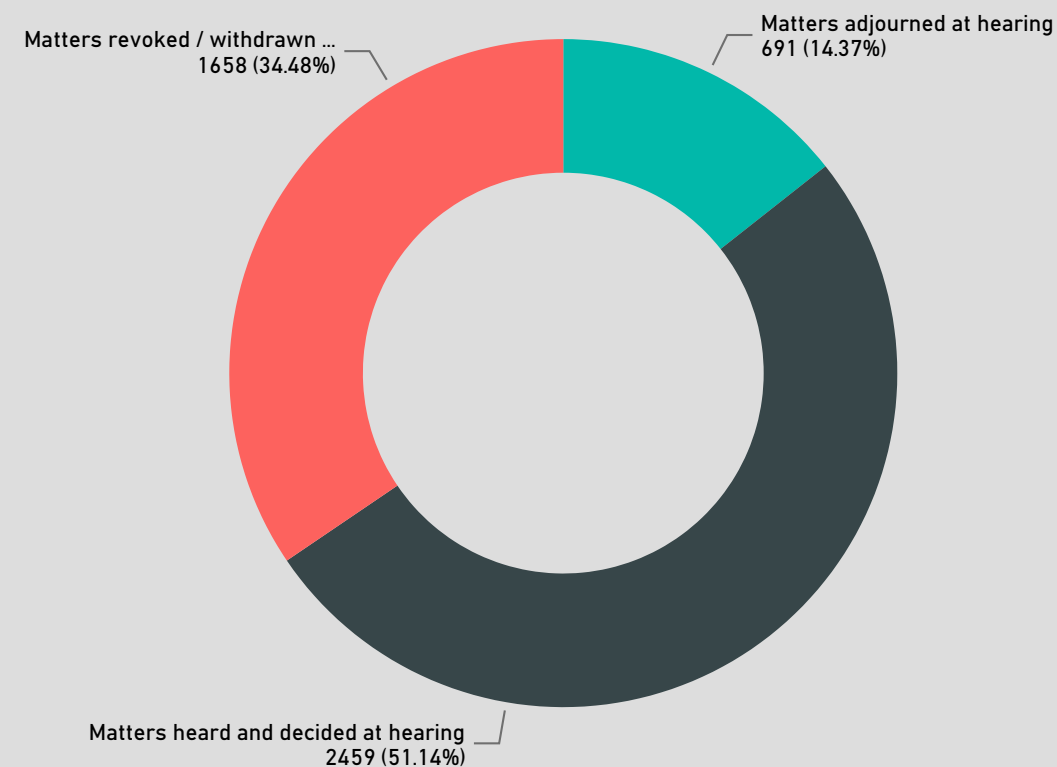


Mental Health Review Tribunal

Outcome by Type

Service	Matters heard and decided at hearing	Matters adjourned at hearing	Matters revoked or withdrawn prior to hearing	Total
Bayside	59	16	47	122
Belmont Private Hospital	8	0	13	21
Cairns Network	180	52	118	350
Central Queensland Network	116	23	48	187
Children's Health Queensland	7	2	15	24
Darling Downs	129	51	111	291
Forensic Disability Service	3	0	0	3
Gold Coast	270	75	199	544
Greenslopes Private Hospital	1	0	0	1
Logan-Beaudesert	161	64	129	354
Mackay	68	10	67	145
New Farm Clinic	4	1	8	13
Princess Alexandra Hospital	248	84	144	476
Redcliffe Caboolture	100	32	110	242
Royal Brisbane Women's Hospital	339	81	169	589
Sunshine Coast	172	39	93	304
The Park	67	10	4	81
The Prince Charles Hospital	165	75	159	399
Toowong Private Hospital	1	0	7	8
Townsville Network	135	32	70	237
West Moreton	130	33	88	251
Wide Bay - North	45	0	28	73
Wide Bay - South	51	11	31	93
Total	2459	691	1658	4808

Outcome by Type





Statewide Activity Report

1 July 2018 - 30 September 2018



Adjournments by Service

Service	Total Matters	Adjourned	% of Total Matters Adjourned
Bayside	74	16	21.62%
Belmont Private Hospital	9	0	0.00%
Cairns Network	232	52	22.41%
Central Queensland Network	139	23	16.55%
Children's Health Queensland	9	2	22.22%
Darling Downs	180	51	28.33%
Forensic Disability Service	3	0	0.00%
Gold Coast	346	75	21.68%
Greenslopes Private Hospital	1	0	0.00%
Logan-Beaudesert	223	62	27.80%
Mackay	78	10	12.82%
New Farm Clinic	5	1	20.00%
Princess Alexandra Hospital	332	85	25.60%
Redcliffe Caboolture	132	32	24.24%
Royal Brisbane Women's Hospital	420	81	19.29%
Sunshine Coast	212	40	18.87%
The Park	77	10	12.99%
The Prince Charles Hospital	240	75	31.25%
Toowong Private Hospital	1	0	0.00%
Townsville Network	167	32	19.16%
West Moreton	163	33	20.25%
Wide Bay - North	45	0	0.00%
Wide Bay - South	62	11	17.74%
Total	3150	691	21.94%

Adjournments by Service

